



ITHAKA S+R

**University of Missouri
Graduate & Professional
Student Survey:
Report of Findings**

Table of Contents

Overview	3
Higher Education Objectives	4
Coursework and Academics.....	23
Role of the Library.....	51
Library Space Planning.....	72
Research Practices.....	104
Demographic Questions	120

Overview

The University of Missouri implementation of the Ithaka S+R Graduate & Professional Student Survey was launched on October 2, 2017 and was closed to new responses on October 27, 2017, with a total of 939 complete responses. The questionnaire covers topics in several key areas including: students' objectives in obtaining an advanced degree; their use of assigned course materials; the role of the library in supporting students' needs; their use of library space; and their research practices. The following report provides a high-level overview of findings from the University of Missouri graduate & professional student survey.¹

Details

6,543 University of Missouri graduate and professional students received an email invitation to participate in a survey about their research, publishing, teaching, and educational goals. Twenty \$25.00 Amazon gift cards were offered as an incentive for participation. Three email reminders were sent before the close of the survey.

In total, 1,307 respondents clicked the survey link (about 20% of those who received the email invitation), with 1,191 of those starting the survey (about 18%) and 939 of those respondents completing the survey, for an overall response rate of about 14%. Due to the survey flow and skip patterns, not all University of Missouri graduate and professional student respondents received every question in the survey.

How to interpret the findings

For each question in the University of Missouri graduate & professional student survey, this document provides a single graph and table of overall responses. Title pages provide information about survey flow and contingent items, which signify that a question was only presented to those who satisfied a condition in their response to another question.²

If you have any questions about this report or working with the raw data provided, please contact Christine Wolff-Eisenberg, Ithaka S+R Researcher, at Christine.Wolff-Eisenberg@ithaka.org.

¹ This report covers results from completed surveys and does not include an overview of partially completed responses. Partially completed responses are included in the spreadsheet of raw data.

² After completing the first three sets of questions on "Higher Education Objectives," "Coursework and Academics," and "Role of the Library," respondents were randomly either presented with a module on "Library Space Planning" or "Research Practices."

Higher Education Objectives

How important or unimportant is it to you to achieve each of the following goals as a result of your experience at this college or university?

HE1

Having advanced academic knowledge about a specific subject, field, or major

HE2

Studying abroad or participating in an international program for credit

HE3

Taking general courses on many different topics

HE4

Building my resume or CV with career-related experiences

HE5

Improving my ability to find sources of information on a range of topics

HE6

Collaborating on research projects with professors or advisors

HE7

Having a specific GPA

HE8

Getting involved in organized extracurricular activities, such as clubs, sports, campus leadership or committees, etc.

HE9

Developing a professional network

HE10

Participating in social events

HE11

Choosing a career or post-graduation plan

HE12

Collaborating on group projects or in teams with other students

HE13

Enrolling in an additional degree program (such as a second bachelor's, master's, doctoral, or professional degree)

HE14

Getting a job upon graduation

HE15

When you think about the type of job or career that you hope to have, how useful do you think each of the following factors will be in helping you get your desired job or career?

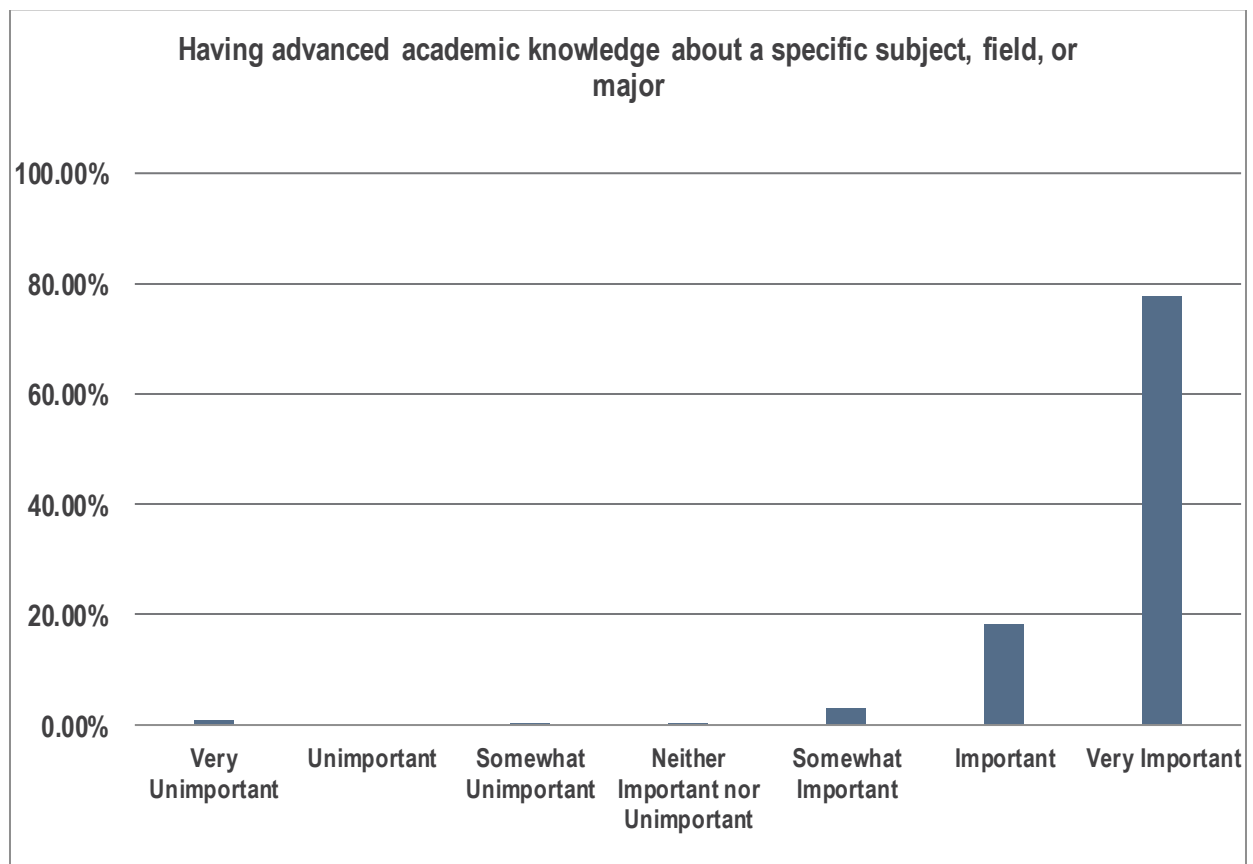
HE16

Overall, how would you rate your experience at this college or university so far?

HE1

Having advanced academic knowledge about a specific subject, field, or major

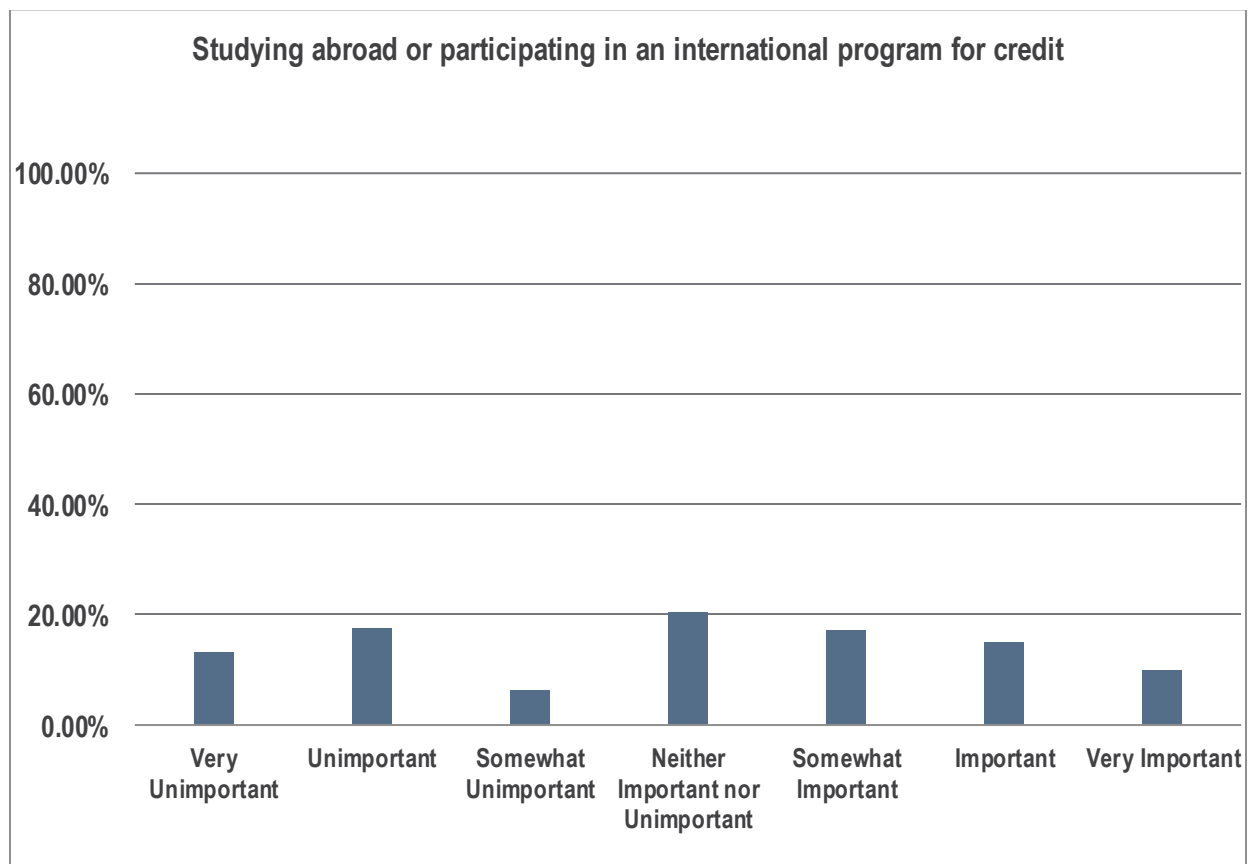
	Response	Percent
Very Unimportant	7	0.75%
Unimportant	0	0.00%
Somewhat Unimportant	1	0.11%
Neither Important nor Unimportant	3	0.32%
Somewhat Important	28	2.99%
Important	170	18.16%
Very Important	727	77.67%
	936	100.00%



HE2

Studying abroad or participating in an international program for credit

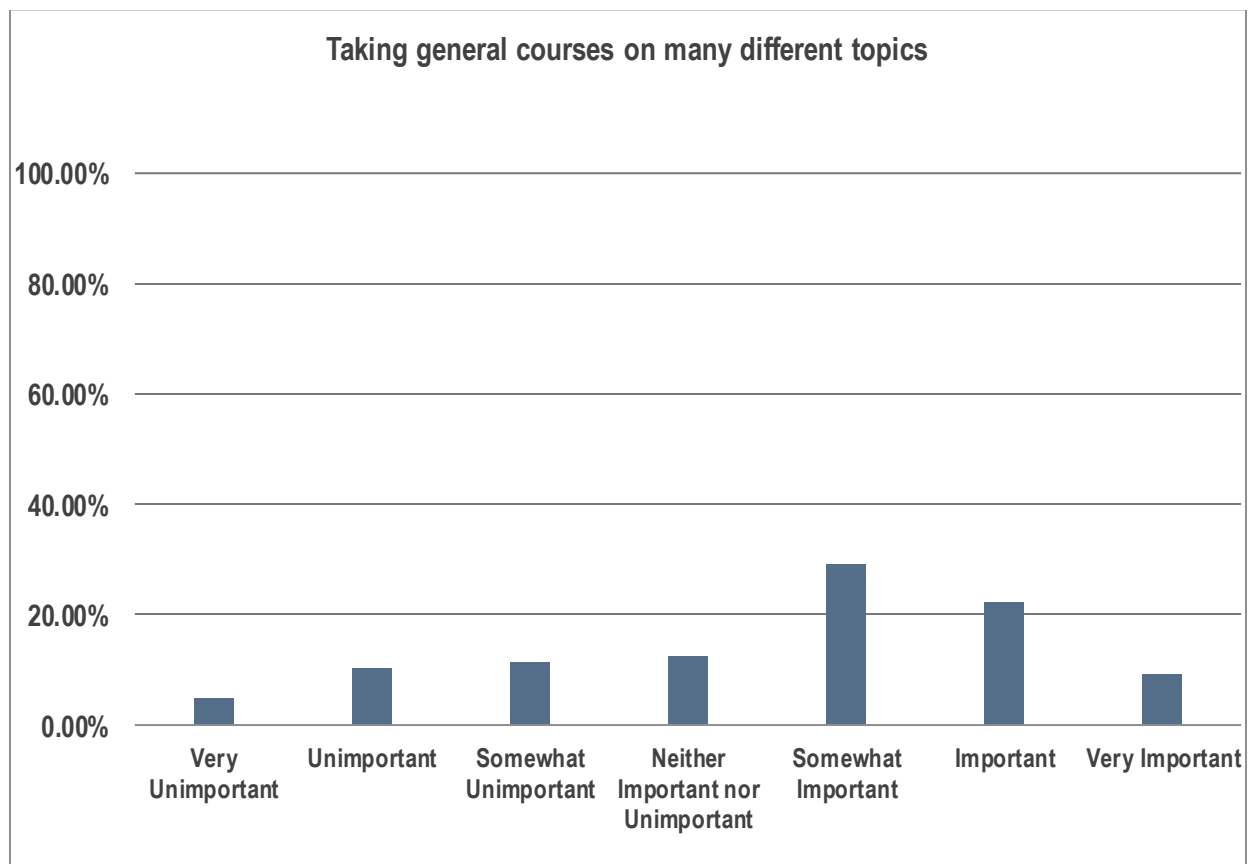
	Response	Percent
Very Unimportant	124	13.26%
Unimportant	166	17.75%
Somewhat Unimportant	58	6.20%
Neither Important nor Unimportant	192	20.53%
Somewhat Important	161	17.22%
Important	141	15.08%
Very Important	93	9.95%
	935	100.00%



HE3

Taking general courses on many different topics

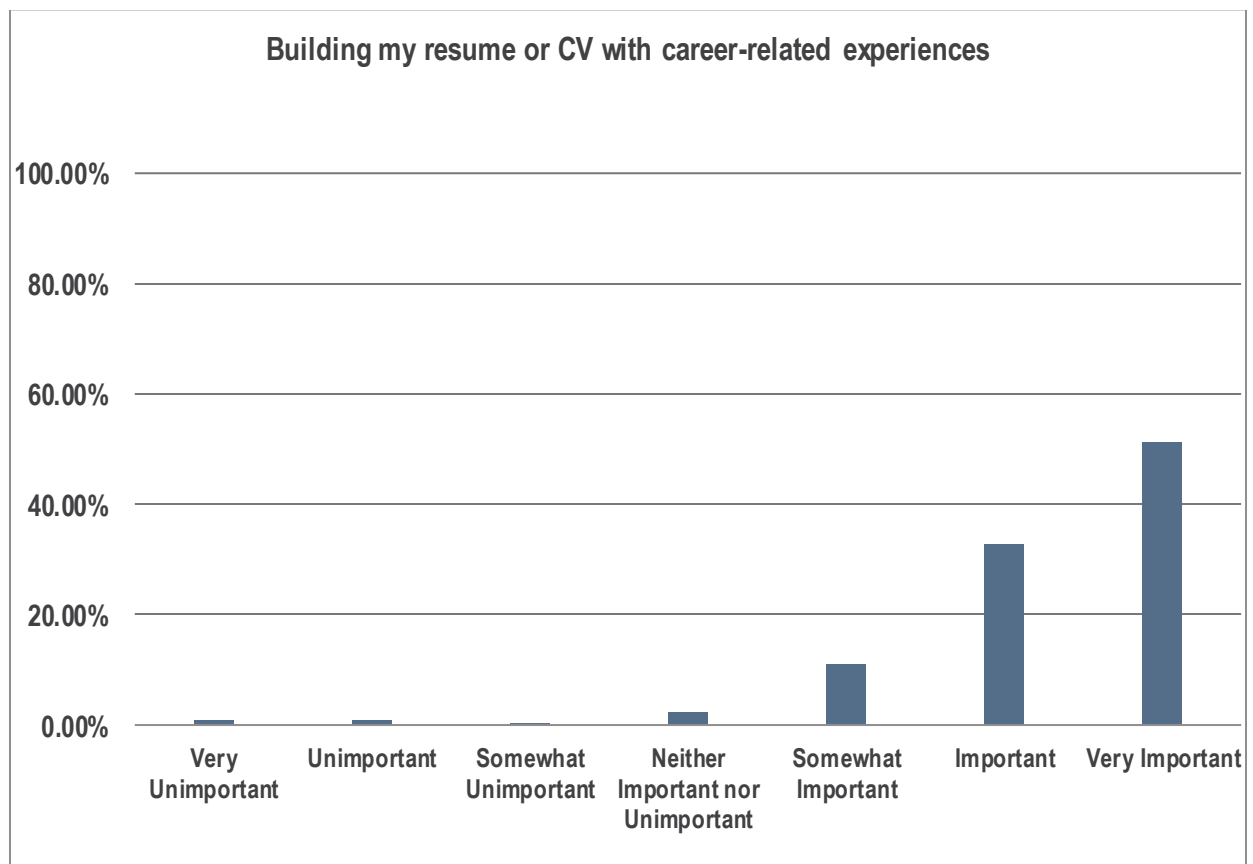
	Response	Percent
Very Unimportant	46	4.92%
Unimportant	96	10.27%
Somewhat Unimportant	106	11.34%
Neither Important nor Unimportant	117	12.51%
Somewhat Important	273	29.20%
Important	210	22.46%
Very Important	87	9.30%
	935	100.00%



HE4

Building my resume or CV with career-related experiences

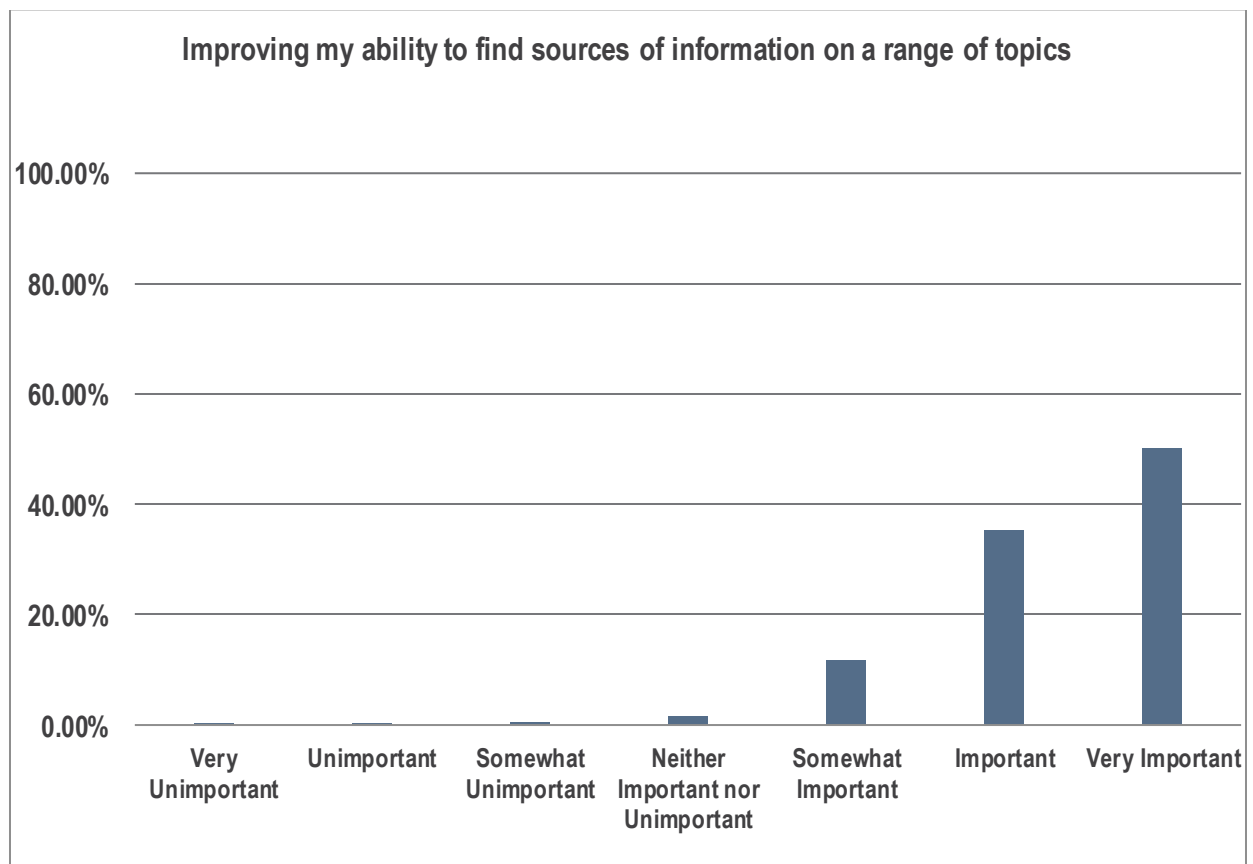
	Response	Percent
Very Unimportant	8	0.86%
Unimportant	9	0.96%
Somewhat Unimportant	3	0.32%
Neither Important nor Unimportant	23	2.46%
Somewhat Important	104	11.12%
Important	307	32.83%
Very Important	481	51.44%
	935	100.00%



HE5

Improving my ability to find sources of information on a range of topics

	Response	Percent
Very Unimportant	2	0.21%
Unimportant	2	0.21%
Somewhat Unimportant	4	0.43%
Neither Important nor Unimportant	17	1.81%
Somewhat Important	112	11.95%
Important	331	35.33%
Very Important	469	50.05%
	937	100.00%



HE6

Collaborating on research projects with professors or advisors

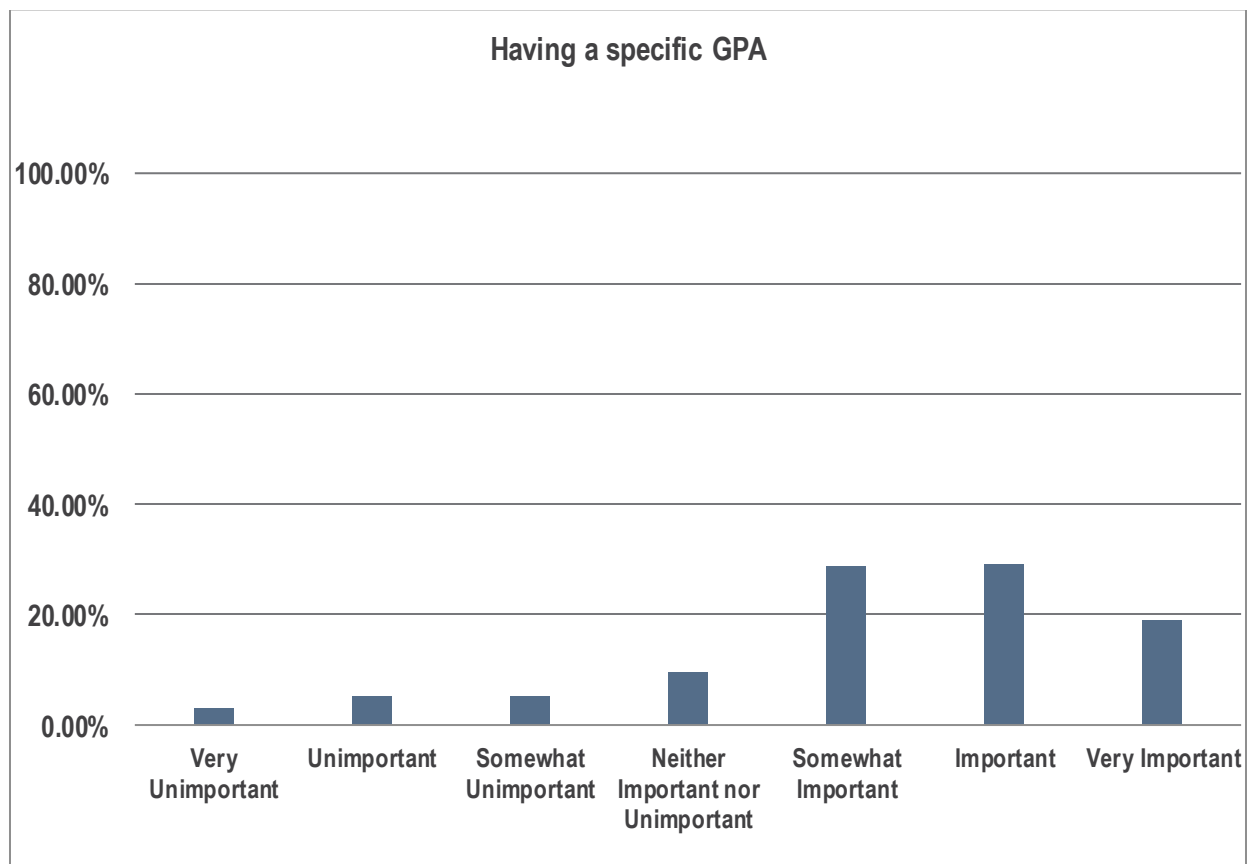
	Response	Percent
Very Unimportant	11	1.18%
Unimportant	19	2.03%
Somewhat Unimportant	19	2.03%
Neither Important nor Unimportant	42	4.49%
Somewhat Important	149	15.92%
Important	268	28.63%
Very Important	428	45.73%
	936	100.00%



HE7

Having a specific GPA

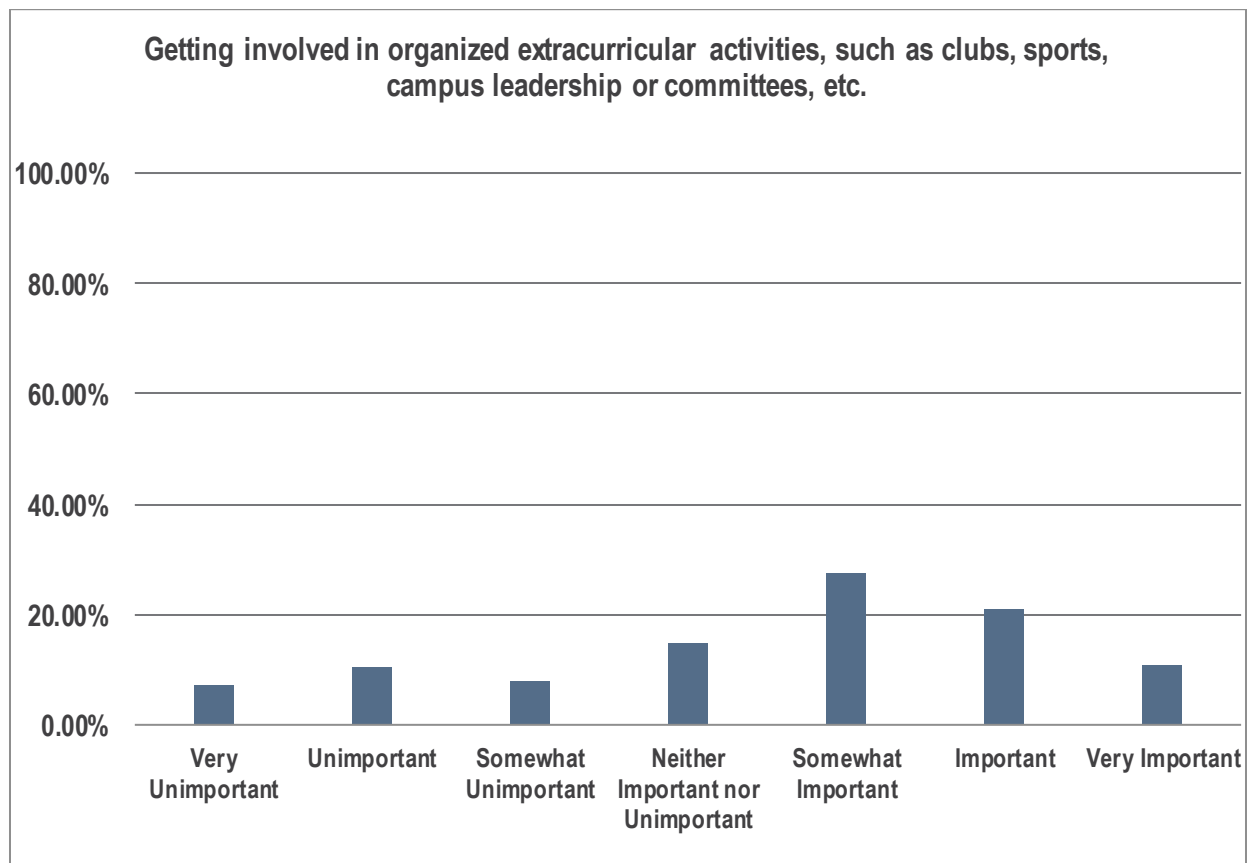
	Response	Percent
Very Unimportant	28	2.99%
Unimportant	48	5.12%
Somewhat Unimportant	50	5.34%
Neither Important nor Unimportant	91	9.71%
Somewhat Important	269	28.71%
Important	273	29.14%
Very Important	178	19.00%
	937	100.00%



HE8

Getting involved in organized extracurricular activities, such as clubs, sports, campus leadership or committees, etc.

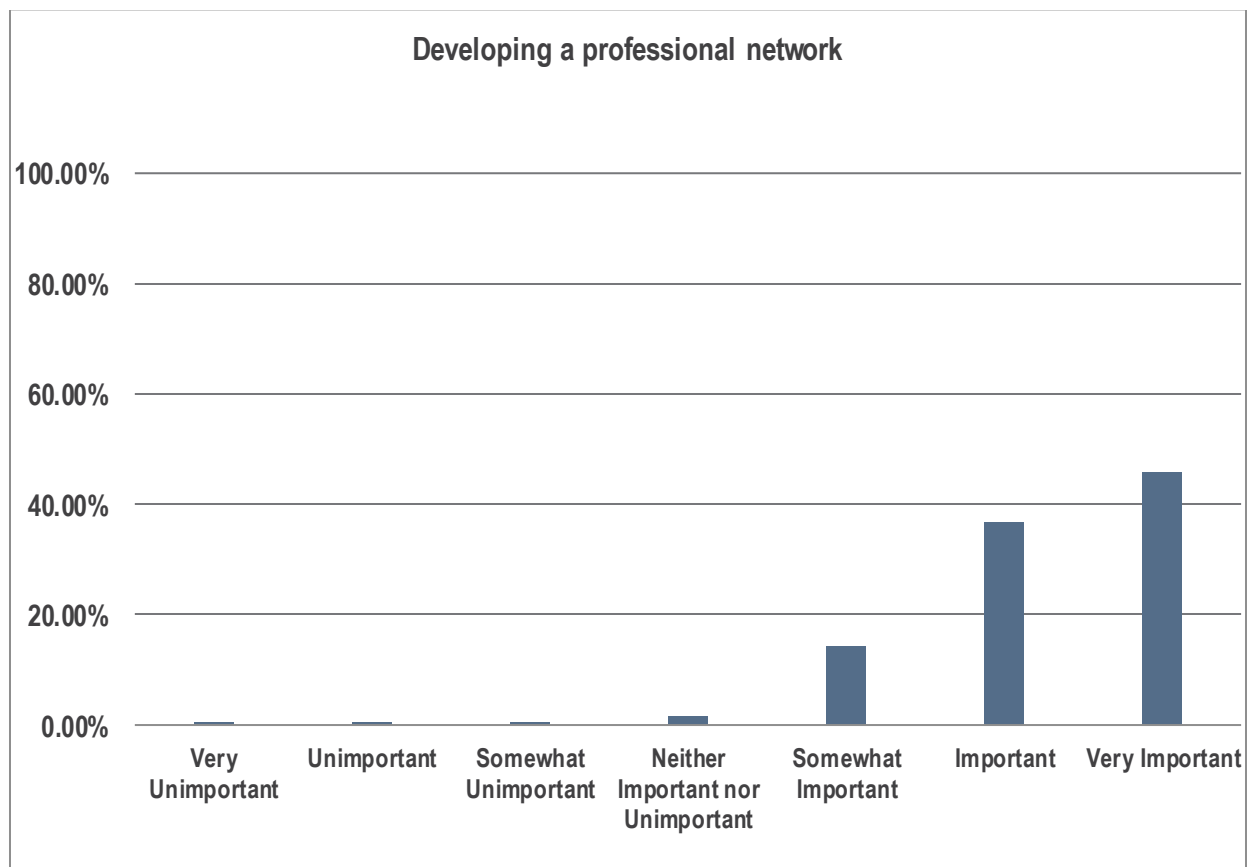
	Response	Percent
Very Unimportant	69	7.36%
Unimportant	99	10.57%
Somewhat Unimportant	73	7.79%
Neither Important nor Unimportant	140	14.94%
Somewhat Important	258	27.53%
Important	198	21.13%
Very Important	100	10.67%
	937	100.00%



HE9

Developing a professional network

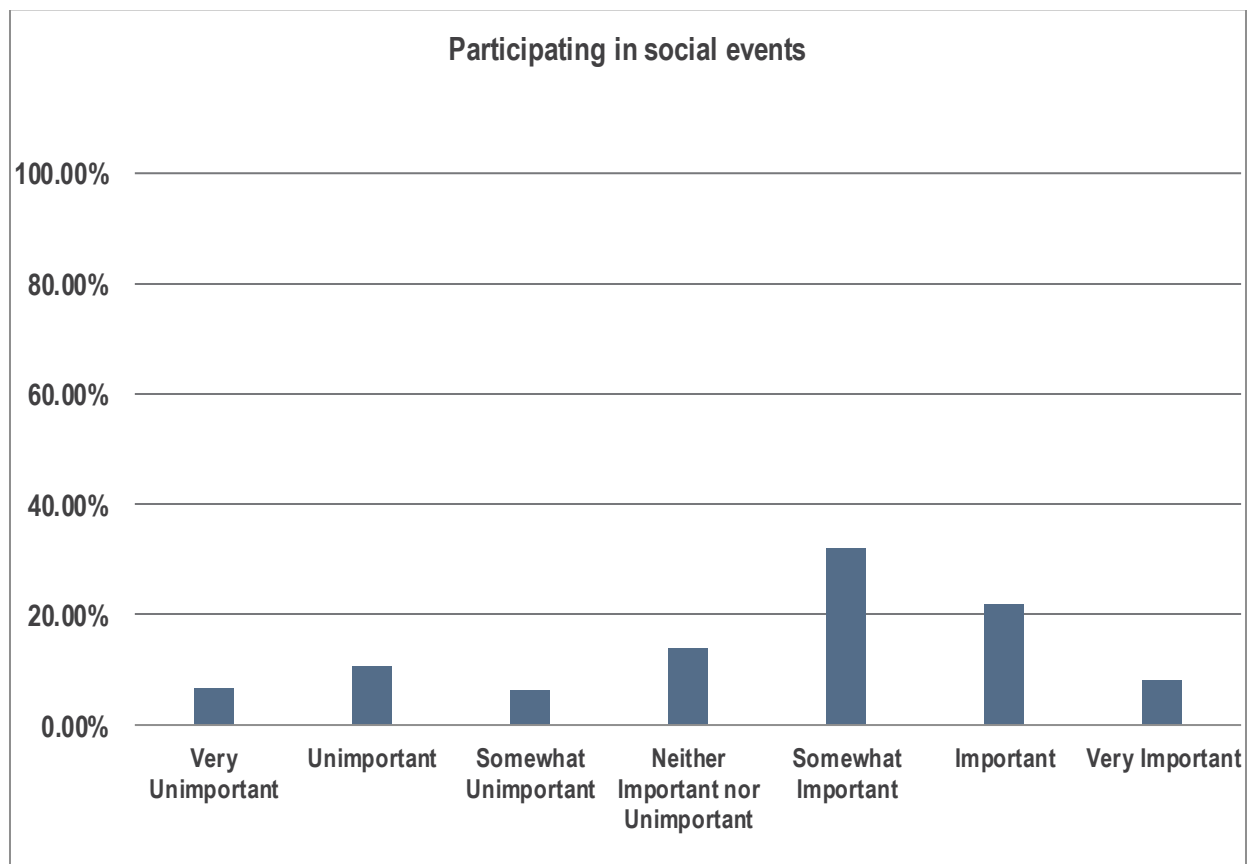
	Response	Percent
Very Unimportant	4	0.43%
Unimportant	5	0.53%
Somewhat Unimportant	4	0.43%
Neither Important nor Unimportant	17	1.81%
Somewhat Important	133	14.18%
Important	346	36.89%
Very Important	429	45.74%
	938	100.00%



HE10

Participating in social events

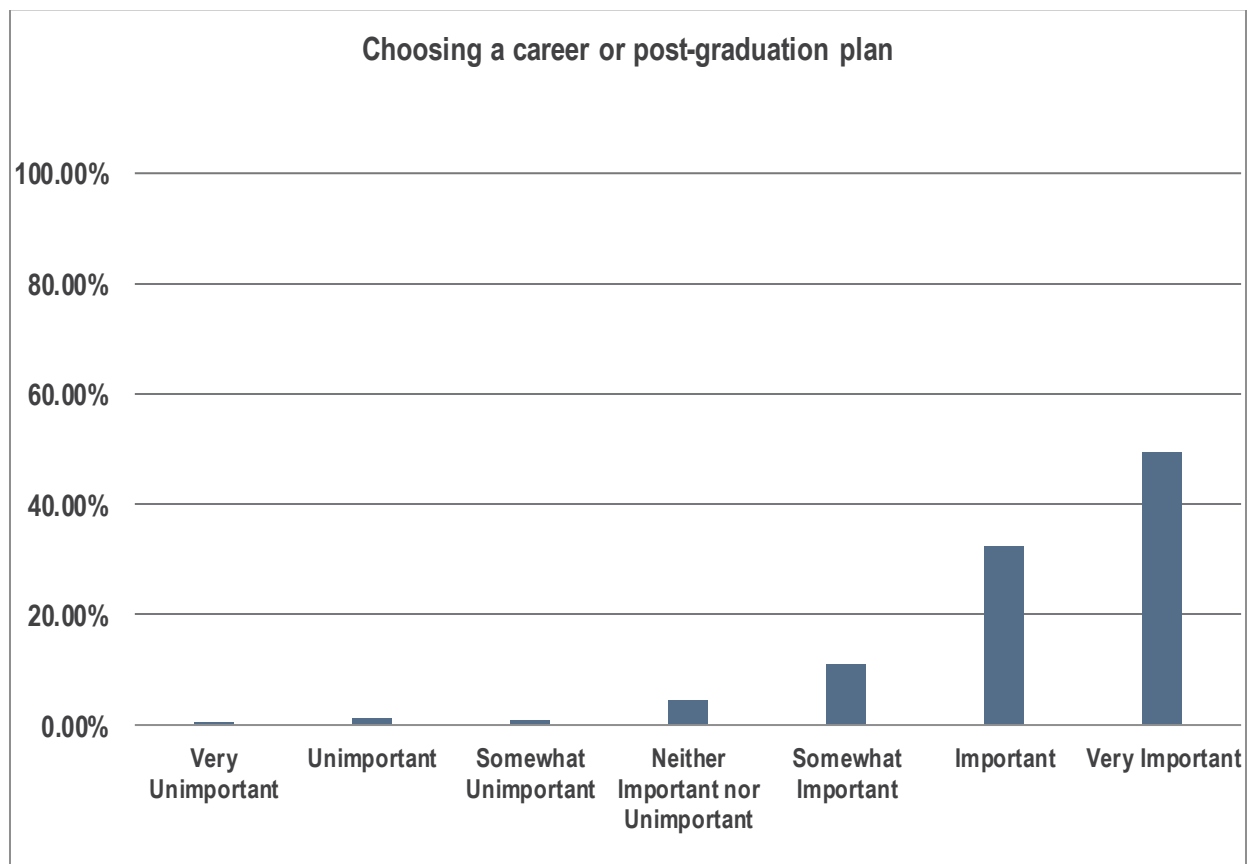
	Response	Percent
Very Unimportant	63	6.72%
Unimportant	100	10.67%
Somewhat Unimportant	59	6.30%
Neither Important nor Unimportant	131	13.98%
Somewhat Important	300	32.02%
Important	206	21.99%
Very Important	78	8.32%
	937	100.00%



HE11

Choosing a career or post-graduation plan

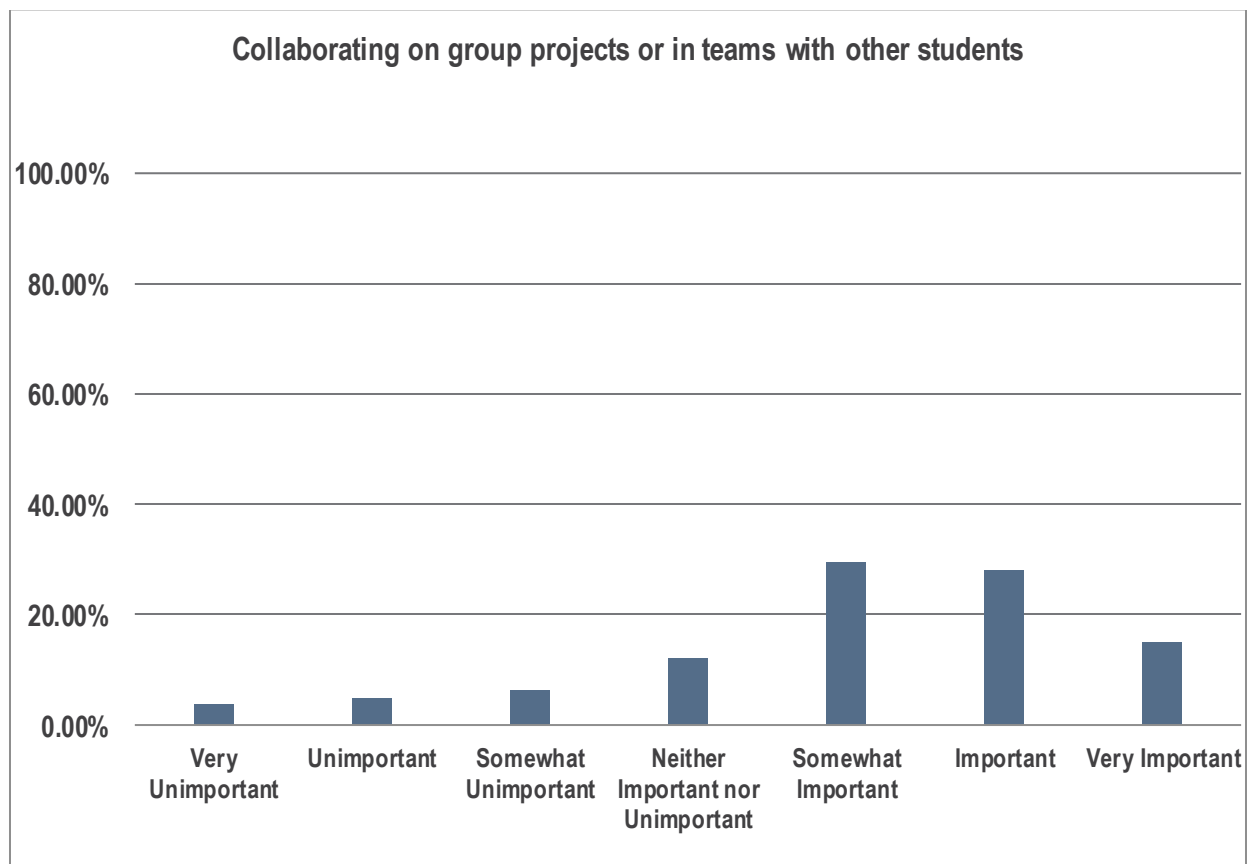
	Response	Percent
Very Unimportant	5	0.54%
Unimportant	12	1.28%
Somewhat Unimportant	7	0.75%
Neither Important nor Unimportant	42	4.50%
Somewhat Important	103	11.03%
Important	302	32.33%
Very Important	463	49.57%
	934	100.00%



HE12

Collaborating on group projects or in teams with other students

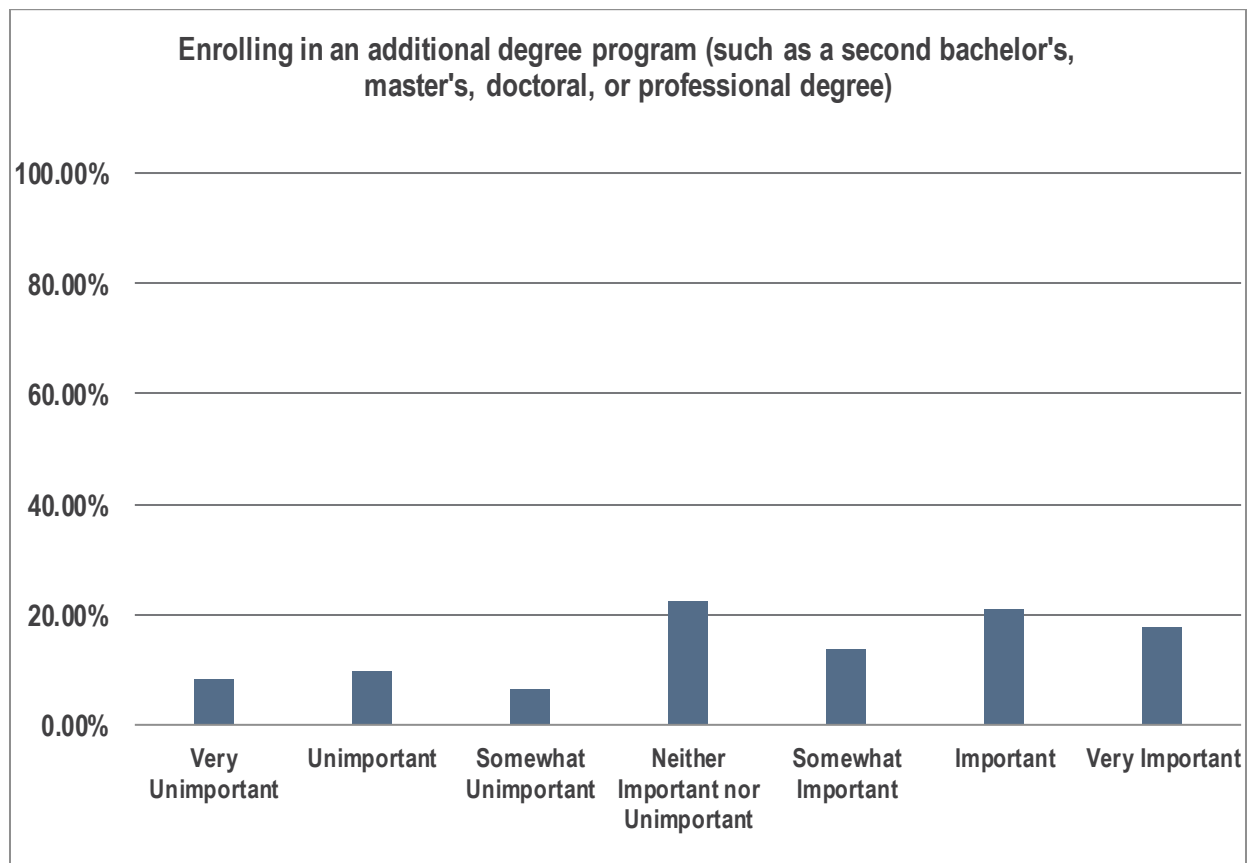
	Response	Percent
Very Unimportant	34	3.64%
Unimportant	46	4.92%
Somewhat Unimportant	61	6.52%
Neither Important nor Unimportant	115	12.30%
Somewhat Important	277	29.63%
Important	262	28.02%
Very Important	140	14.97%
	935	100.00%



HE13

Enrolling in an additional degree program (such as a second bachelor's, master's, doctoral, or professional degree)

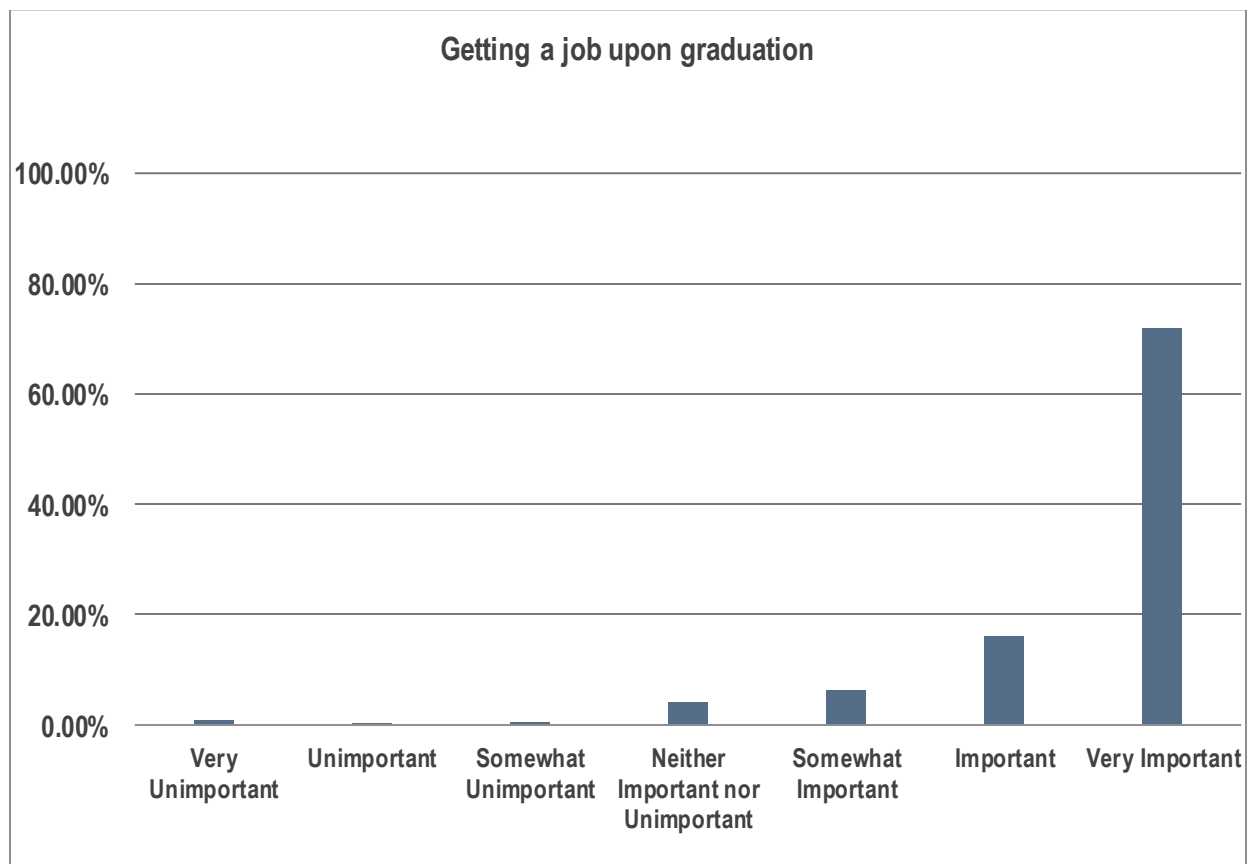
	Response	Percent
Very Unimportant	79	8.46%
Unimportant	92	9.85%
Somewhat Unimportant	62	6.64%
Neither Important nor Unimportant	211	22.59%
Somewhat Important	129	13.81%
Important	195	20.88%
Very Important	166	17.77%
	934	100.00%



HE14

Getting a job upon graduation

	Response	Percent
Very Unimportant	7	0.75%
Unimportant	3	0.32%
Somewhat Unimportant	4	0.43%
Neither Important nor Unimportant	39	4.16%
Somewhat Important	58	6.18%
Important	152	16.20%
Very Important	675	71.96%
	938	100.00%



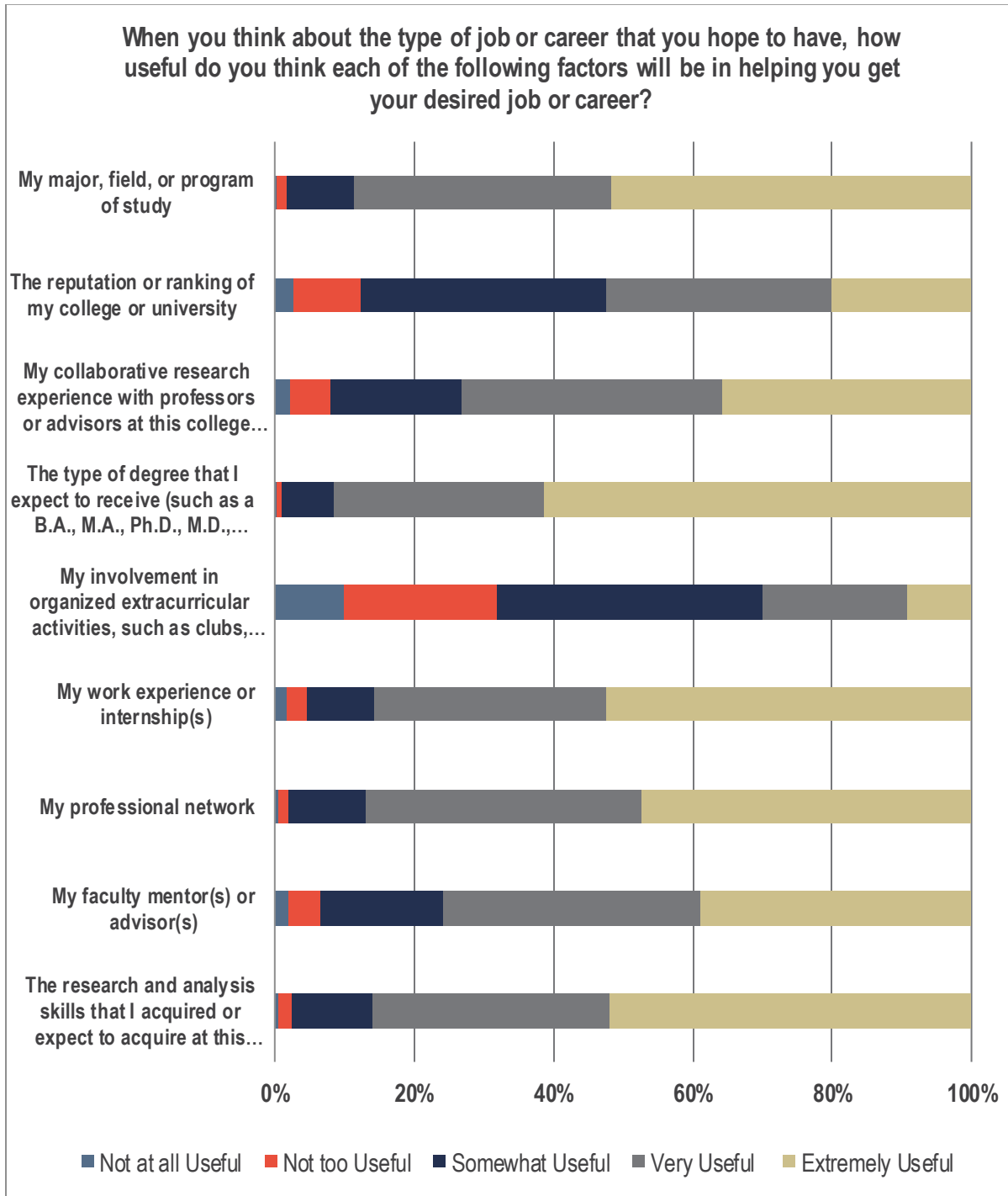
HE15

When you think about the type of job or career that you hope to have, how useful do you think each of the following factors will be in helping you get your desired job or career?

	Not at all Useful	Not too Useful	Somewhat Useful	Very Useful	Extremely Useful	Response
My major, field, or program of study	0.32%	1.39%	9.74%	36.94%	51.61%	934
The reputation or ranking of my college or university	2.68%	9.53%	35.44%	32.33%	20.02%	934
My collaborative research experience with professors or advisors at this college or university	2.25%	5.78%	18.82%	37.33%	35.83%	935
The type of degree that I expect to receive (such as a B.A., M.A., Ph.D., M.D., M.B.A., Ed.D., Educational Specialist, etc.)	0.32%	0.64%	7.49%	30.09%	61.46%	934
My involvement in organized extracurricular activities, such as clubs, sports, campus leadership or committees, etc.	9.84%	22.03%	38.07%	20.86%	9.20%	935
My work experience or internship(s)	1.61%	2.89%	9.86%	33.12%	52.52%	933
My professional network	0.43%	1.50%	11.02%	39.79%	47.27%	935
My faculty mentor(s) or advisor(s)	1.93%	4.60%	17.54%	37.01%	38.93%	935
The research and analysis skills that I acquired or expect to acquire at this college or university	0.53%	1.93%	11.44%	34.12%	51.98%	935

HE15

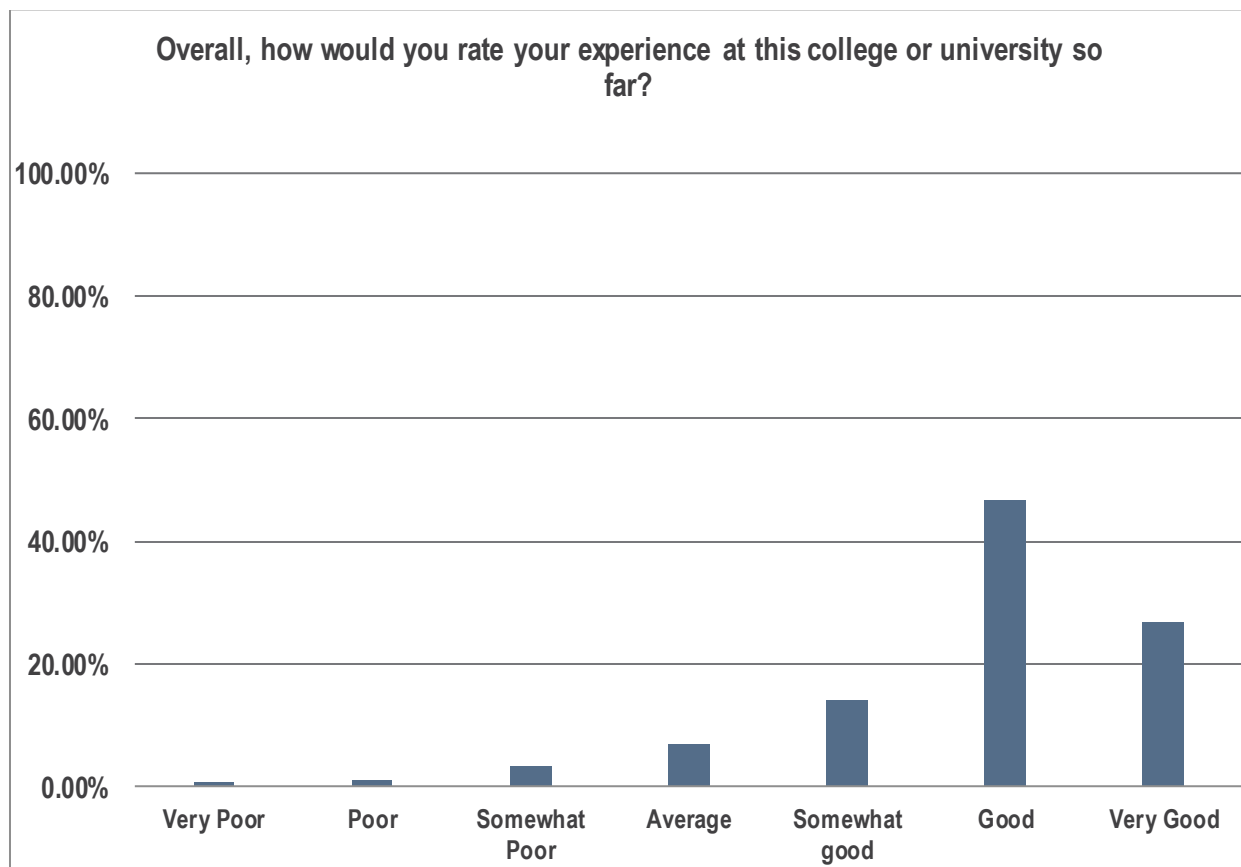
When you think about the type of job or career that you hope to have, how useful do you think each of the following factors will be in helping you get your desired job or career?



HE16

Overall, how would you rate your experience at this college or university so far?

	Response	Percent
Very Poor	7	0.75%
Poor	11	1.17%
Somewhat Poor	31	3.30%
Average	66	7.04%
Somewhat good	133	14.18%
Good	438	46.70%
Very Good	252	26.87%
	938	100.00%



Coursework and Academics

SKIP1 [Multiple selections possible]

Which of the following degrees are you pursuing at this college or university? Please select all that apply or select "N/A" if you are not enrolled in a degree granting program:

SKIP2 [Contingent on respondent selecting "N/A" in SKIP1] [Multiple selections possible]

Please select the statement or statements from the following list that best describe(s) the type of graduate education you are currently pursuing at this college or university:

SKIP3 [Contingent upon respondent pursuing a master's and/or professional degree] [Multiple selections possible]

Please select the stage or stages from the following list that best describe(s) where you are in your master's or professional degree program:

SKIP4 [Contingent upon respondent pursuing a Ph.D.]

Please select the stage from the following list that best describes where you are in your Ph.D. program:

SKIP5 [Multiple selections possible]

Graduate students may have the opportunity to teach undergraduate or graduate courses, either as a teaching assistant (TA) or as the instructor-of-record (lecturer). Please select which types of courses you have taught while enrolled as a graduate student at this college or university (select all that apply):

CA1 [Contingent on respondent being in coursework/seminar stage of Master's and/or professional degree]

In the courses you are currently taking, how often are you assigned each of the following types of work?

CA2 [Contingent on respondent being in coursework/seminar stage of Master's and/or professional degree]

In the courses you are currently taking, how often do you use each of the following types of sources of information for your coursework or research projects?

CA3 [Contingent on respondent being in research stage of Master's, professional, and/or Ph.D. program]

How often do you use each of the following types of sources of information in your research projects?

CA4

Please think about your most recently completed research project. Which of the following starting points did you use to begin your research?

CA5 [Contingent on respondent being in coursework/seminar stage of Master's, professional, and/or Ph.D. program]

How easy or difficult do you find it to access information and resources that you need for your coursework or research projects?

CA6 [Contingent on respondent preparing for a board, certifying, or other qualifying exam]

How easy or difficult do you find it to access information and resources that you need to prepare or study for your Ph.D. or other qualifying examination(s)?

CA7 [Contingent on respondent being in the research stage of a Ph.D. program]

How easy or difficult do you find it to access information and resources that you need to complete your dissertation?

Please read the following statements and tell us whether you strongly agree with the statement, agree, somewhat agree, neither agree nor disagree, somewhat disagree, disagree, or strongly disagree.

CA8 [Contingent on respondent being in coursework/seminar or practical training stage of Master's, professional, and/or Ph.D. program]

I am motivated to do cutting edge or novel work in my fieldwork, internships, seminars or courses

CA9 [Contingent on respondent being in the research stage of a Ph.D. program]

I am motivated to do cutting edge or novel work for my dissertation

CA10 [Contingent on respondent being in research stage of Master's, professional, and/or Ph.D. program]

I have access to a location on campus where I can work effectively on my dissertation, thesis, or research projects

CA11 [Contingent on respondent being in coursework/seminar stage of Master's, professional, and/or Ph.D. program]

My instructors help me develop the research skills to find and use academic sources of information for my coursework or research projects

CA12

Campus librarians or library staff help me develop the research skills to find and use academic sources of information for my coursework or research projects

CA13

The library serves as a starting point for locating information, resources, or citations that I use for my coursework or research projects

CA14

The main responsibility of my college or university library should be helping me access print or electronic versions of books, articles, data, images, and other resources that I may need for my coursework or research projects

CA15

The main responsibility of my college or university library should be supporting student learning by helping students to develop research skills and find, access, and make use of books, articles, data, images, and other resources

CA16

Today, a degree obtained from a fully online program is as valuable as a degree obtained from a traditional college or university experience

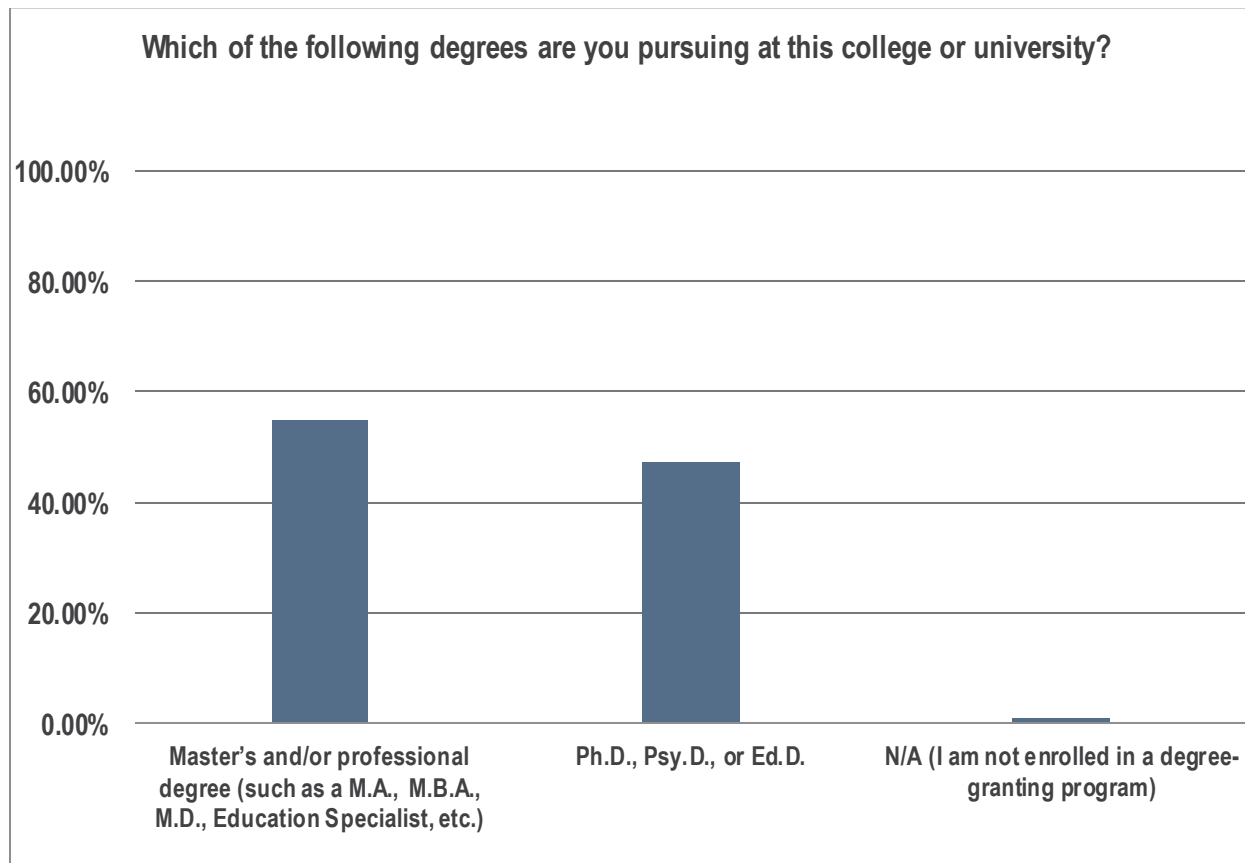
CA17

Today, it would be fine with me if all of the courses in my degree program were taught online

SKIP1 [Multiple selections possible]

Which of the following degrees are you pursuing at this college or university? Please select all that apply or select "N/A" if you are not enrolled in a degree granting program:


	Response	Percent
Master's and/or professional degree (such as a M.A., M.B.A., M.D., Education Specialist, etc.)	516	55.01%
Ph.D., Psy.D., or Ed.D.	445	47.44%
N/A (I am not enrolled in a degree-granting program)	8	0.85%
	969	



SKIP2 [Contingent on respondent selecting “N/A” in SKIP1] [Multiple selections possible]

Please select the statement or statements from the following list that best describe(s) the type of graduate education you are currently pursuing at this college or university:

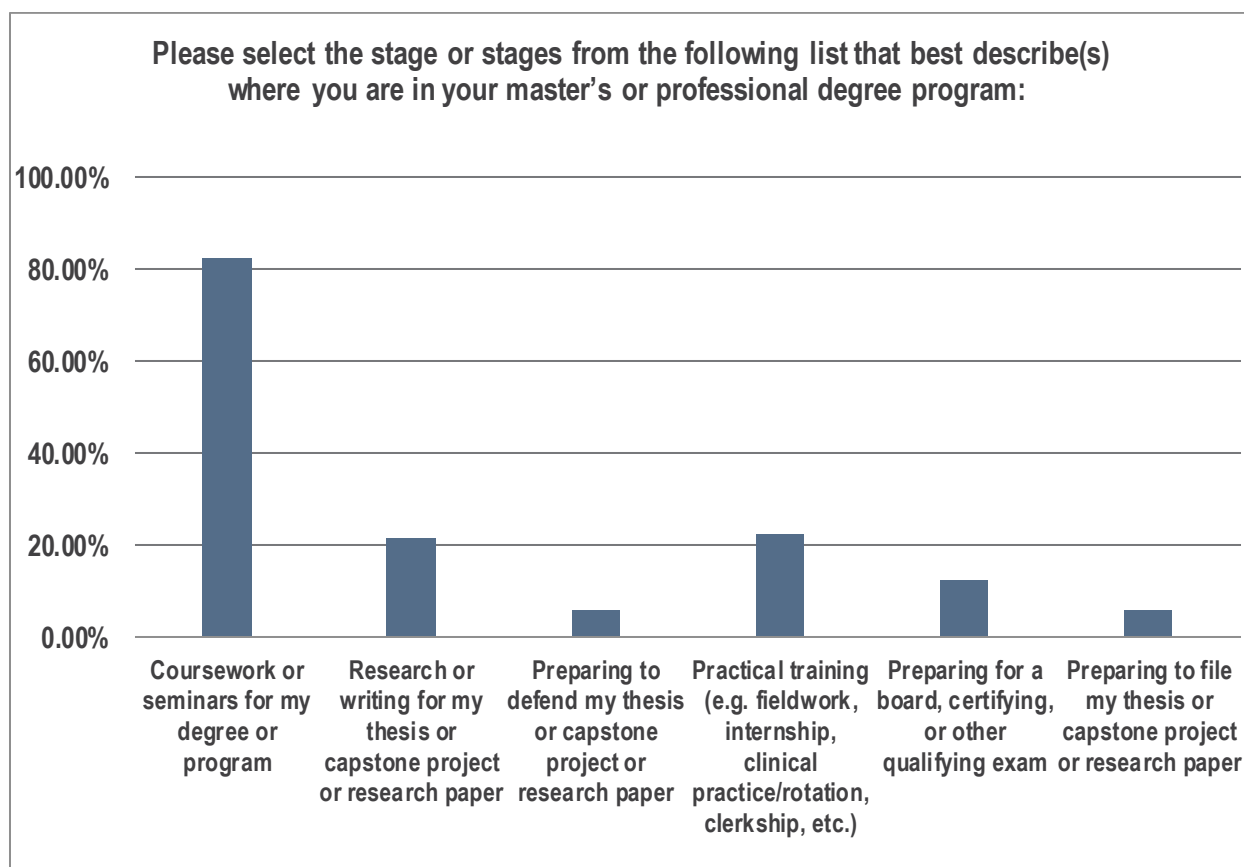
	Response	Percent
I am currently enrolled in a non-degree granting graduate or professional program (such as a certificate or continuing education program)	6	75.00%
I am currently enrolled in one or more noncredit graduate or professional courses	0	0.00%
I am currently enrolled in one or more graduate or professional courses for credit	2	25.00%
I am currently enrolled in one or more noncredit undergraduate courses	1	12.50%
I am currently enrolled in one or more undergraduate courses for credit	0	0.00%
Other (please explain):	0	0.00%
	9	



**SKIP3 [Contingent upon respondent pursuing a master's and/or professional degree]
[Multiple selections possible]**

Please select the stage or stages from the following list that best describe(s) where you are in your master's or professional degree program:

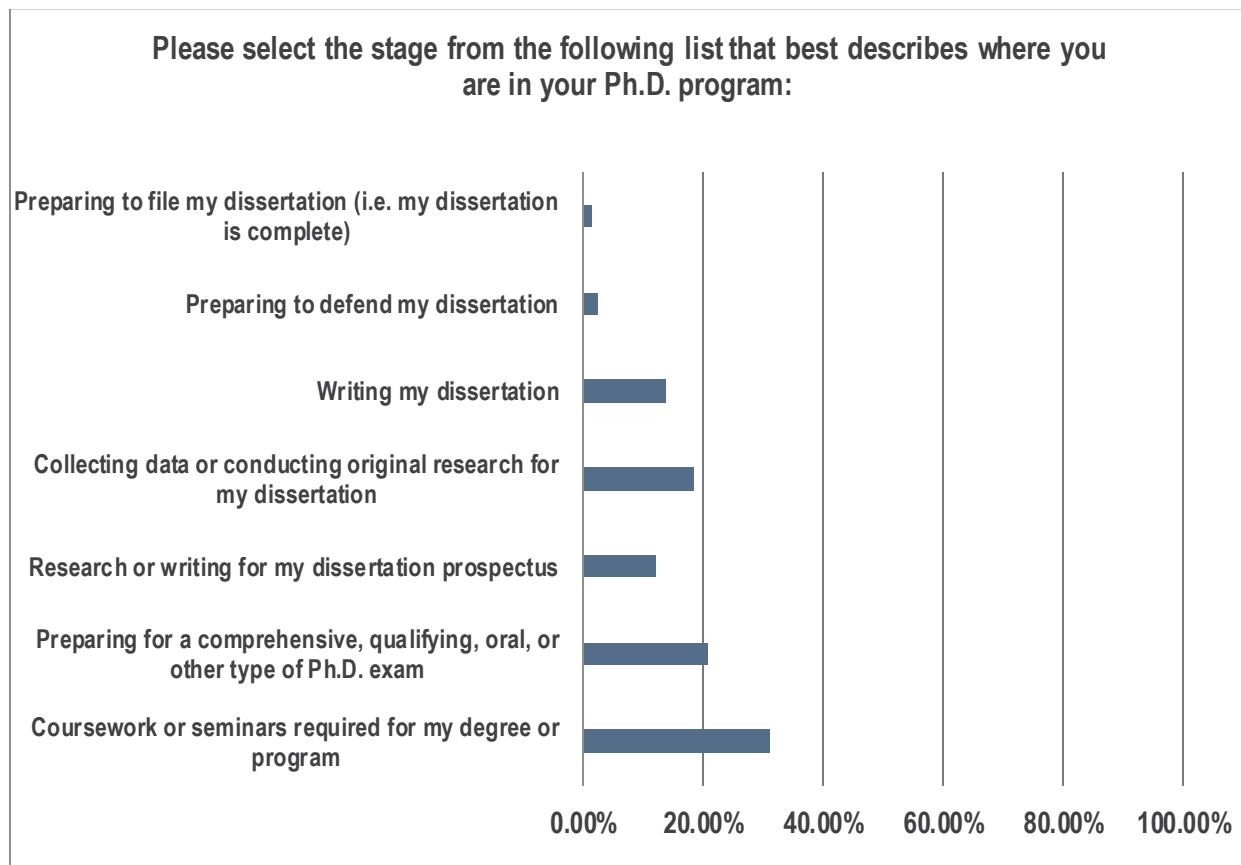
	Response	Percent
Coursework or seminars for my degree or program	419	82.16%
Research or writing for my thesis or capstone project or research paper	109	21.37%
Preparing to defend my thesis or capstone project or research paper	29	5.69%
Practical training (e.g. fieldwork, internship, clinical practice/rotation, clerkship, etc.)	114	22.35%
Preparing for a board, certifying, or other qualifying exam	62	12.16%
Preparing to file my thesis or capstone project or research paper	29	5.69%
	762	



SKIP4 [Contingent upon respondent pursuing a Ph.D.]

Please select the stage from the following list that best describes where you are in your Ph.D. program:


	Response	Percent
Coursework or seminars required for my degree or program	138	31.22%
Preparing for a comprehensive, qualifying, oral, or other type of Ph.D. exam	92	20.81%
Research or writing for my dissertation prospectus	53	11.99%
Collecting data or conducting original research for my dissertation	81	18.33%
Writing my dissertation	61	13.80%
Preparing to defend my dissertation	11	2.49%
Preparing to file my dissertation (i.e. my dissertation is complete)	6	1.36%
	442	100.00%



SKIP5 [Multiple selections possible]

Graduate students may have the opportunity to teach undergraduate or graduate courses, either as a teaching assistant (TA) or as the instructor-of-record (lecturer). Please select which types of courses you have taught while enrolled as a graduate student at this college or university (select all that apply):

	Response	Percent
A lower division undergraduate course (first and second year) as a TA	219	23.60%
A lower division undergraduate course (first and second year) as the instructor-of-record	104	11.21%
An upper division undergraduate course (third and fourth year) as a TA	167	18.00%
An upper division undergraduate course (third and fourth year) as the instructor-of-record	69	7.44%
A graduate-level course as a TA	62	6.68%
A graduate-level course as the instructor-of-record	12	1.29%
N/A (I have not been employed as a TA or instructor-of-record at this college or university)	534	57.54%
	1167	



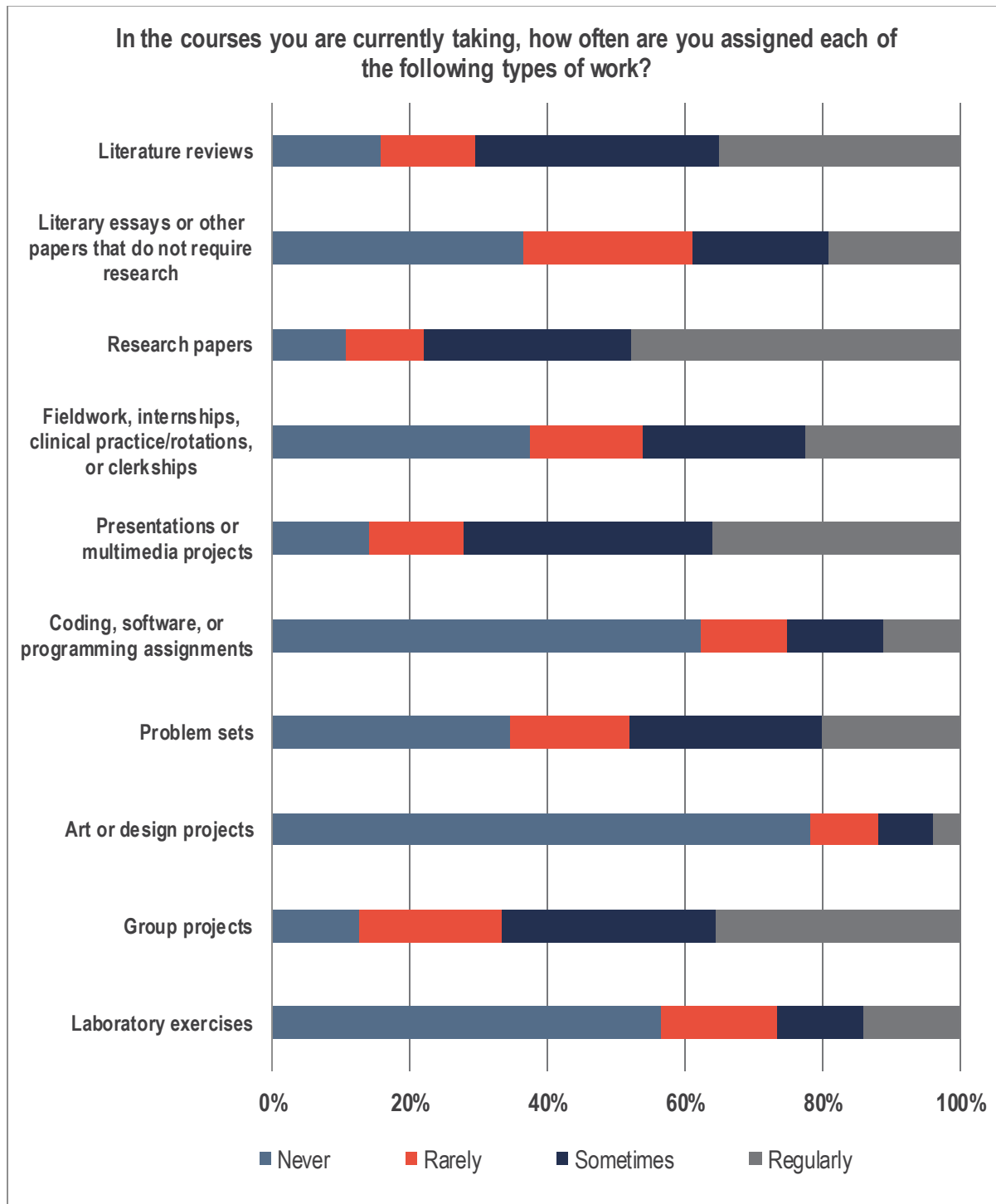
CA1 [Contingent on respondent being in coursework/seminar stage of Master's and/or professional degree]

In the courses you are currently taking, how often are you assigned each of the following types of work?

	Never	Rarely	Sometimes	Regularly	Response
Literature reviews	15.68%	13.84%	35.42%	35.06%	542
Literary essays or other papers that do not require research	36.35%	24.72%	19.74%	19.19%	542
Research papers	10.68%	11.23%	30.20%	47.88%	543
Fieldwork, internships, clinical practice/rotations, or clerkships	37.32%	16.54%	23.53%	22.61%	544
Presentations or multimedia projects	14.02%	13.65%	36.35%	35.98%	542
Coding, software, or programming assignments	62.36%	12.55%	13.84%	11.25%	542
Problem sets	34.57%	17.38%	27.91%	20.15%	541
Art or design projects	78.19%	9.80%	8.13%	3.88%	541
Group projects	12.68%	20.59%	31.25%	35.48%	544
Laboratory exercises	56.54%	16.76%	12.71%	14.00%	543

CA1 [Contingent on respondent being in coursework/seminar stage of Master's and/or professional degree]

In the courses you are currently taking, how often are you assigned each of the following types of work?



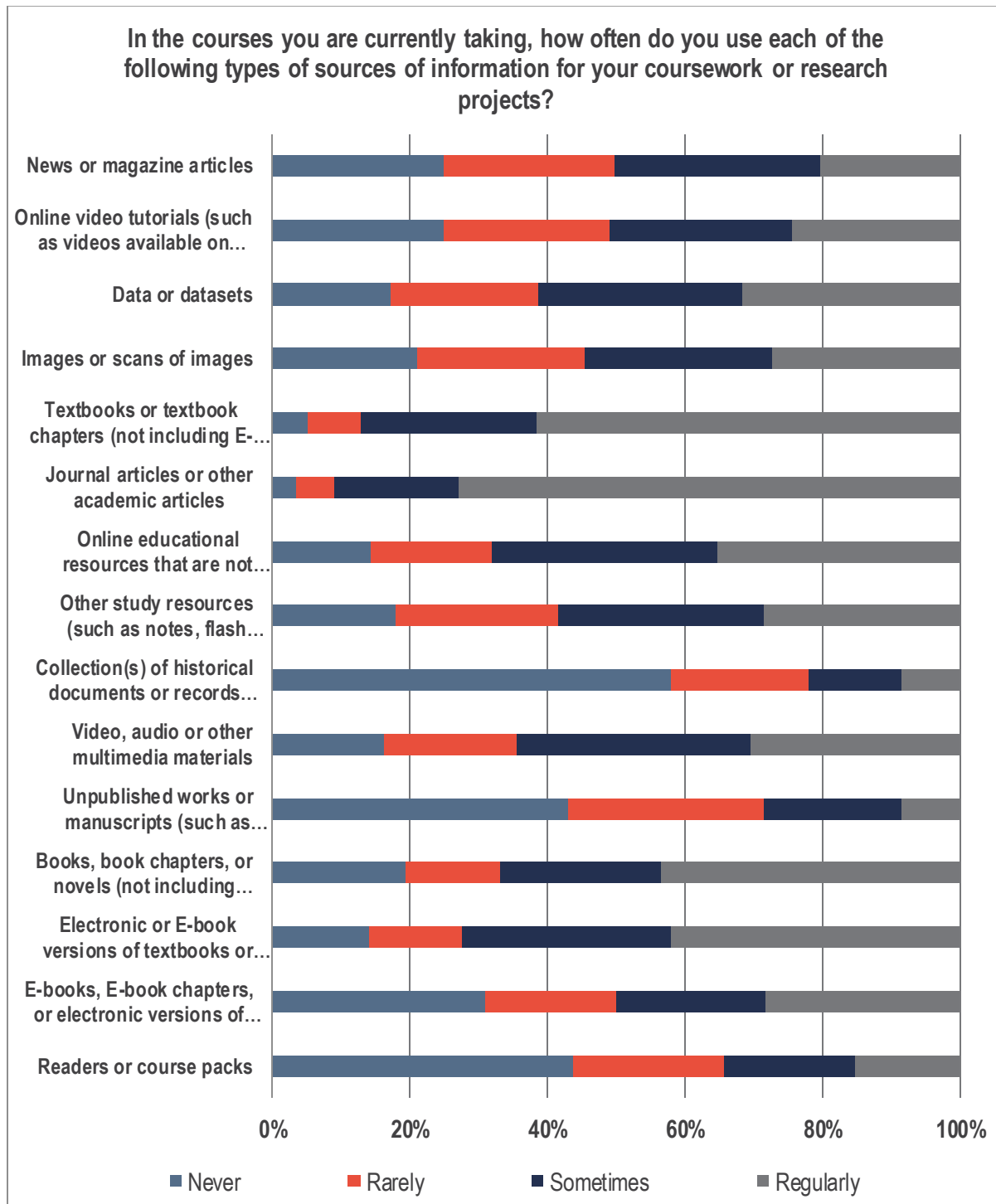
CA2 [Contingent on respondent being in coursework/seminar stage of Master's and/or professional degree]

In the courses you are currently taking, how often do you use each of the following types of sources of information for your coursework or research projects?

	Never	Rarely	Sometimes	Regularly	Response
News or magazine articles	24.81%	24.81%	30.00%	20.37%	540
Online video tutorials (such as videos available on Khan Academy, Lynda.com, YouTube, etc.)	24.77%	24.21%	26.62%	24.40%	541
Data or datasets	17.19%	21.44%	29.57%	31.79%	541
Images or scans of images	21.07%	24.21%	27.36%	27.36%	541
Textbooks or textbook chapters (not including E-book versions)	4.98%	7.93%	25.46%	61.62%	542
Journal articles or other academic articles	3.32%	5.72%	17.90%	73.06%	542
Online educational resources that are not videos (such as Wikipedia, study guides, etc.)	14.23%	17.74%	32.72%	35.30%	541
Other study resources (such as notes, flash cards, study guides or handouts, etc.)	17.93%	23.48%	29.94%	28.65%	541
Collection(s) of historical documents or records (such as rare books, hand-written letters or diaries, artifacts, etc.)	57.96%	20.00%	13.52%	8.52%	540
Video, audio or other multimedia materials	16.24%	19.37%	33.95%	30.44%	542
Unpublished works or manuscripts (such as planning documents, agency reports, white papers, etc.)	42.94%	28.62%	19.89%	8.55%	538
Books, book chapters, or novels (not including textbooks or E-book versions)	19.41%	13.68%	23.48%	43.44%	541
Electronic or E-book versions of textbooks or textbook chapters	14.05%	13.49%	30.31%	42.14%	541
E-books, E-book chapters, or electronic versions of novels (not including textbooks)	30.87%	19.04%	21.81%	28.28%	541
Readers or course packs	43.70%	21.85%	19.26%	15.19%	540

CA2 [Contingent on respondent being in coursework/seminar stage of Master's and/or professional degree]

In the courses you are currently taking, how often do you use each of the following types of sources of information for your coursework or research projects?



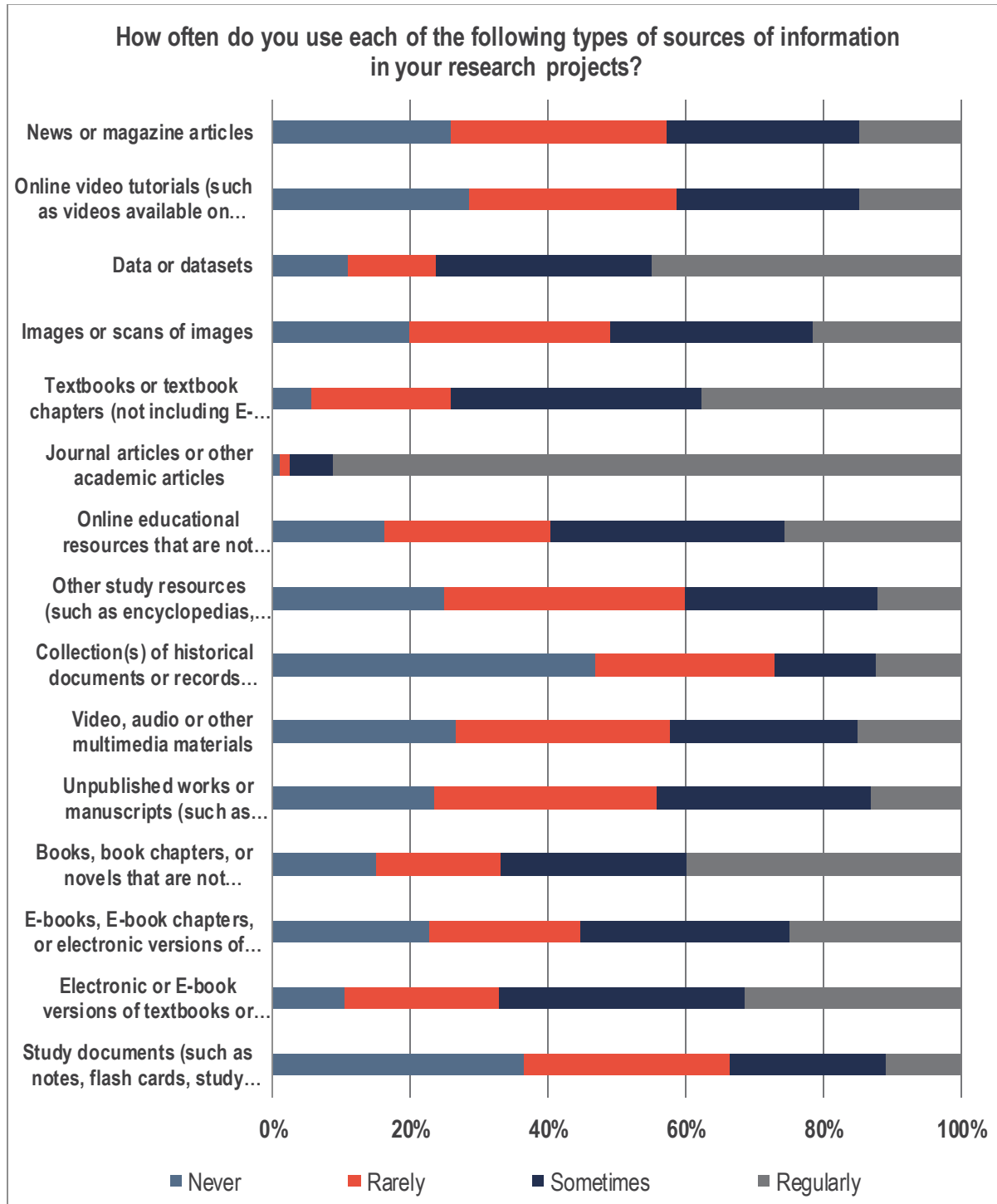
CA3 [Contingent on respondent being in research stage of Master's, professional, and/or Ph.D. program]

How often do you use each of the following types of sources of information in your research projects?

	Never	Rarely	Sometimes	Regularly	Response
News or magazine articles	25.74%	31.36%	28.11%	14.79%	338
Online video tutorials (such as videos available on Khan Academy, Lynda.com, YouTube, etc.)	28.61%	30.09%	26.55%	14.75%	339
Data or datasets	10.95%	12.72%	31.36%	44.97%	338
Images or scans of images	19.82%	29.29%	29.29%	21.60%	338
Textbooks or textbook chapters (not including E-book versions)	5.65%	20.24%	36.31%	37.80%	336
Journal articles or other academic articles	0.89%	1.48%	6.23%	91.39%	337
Online educational resources that are not videos (such as Wikipedia, study guides, etc.)	16.22%	24.19%	33.92%	25.66%	339
Other study resources (such as encyclopedias, study guides, etc.)	24.78%	35.10%	28.02%	12.09%	339
Collection(s) of historical documents or records (such as rare books, hand-written letters or diaries, artifacts, etc.)	46.75%	26.04%	14.79%	12.43%	338
Video, audio or other multimedia materials	26.63%	31.07%	27.22%	15.09%	338
Unpublished works or manuscripts (such as planning documents, agency reports, white papers, etc.)	23.44%	32.34%	31.16%	13.06%	337
Books, book chapters, or novels that are not textbooks (not including E-book versions)	15.04%	17.99%	27.14%	39.82%	339
E-books, E-book chapters, or electronic versions of novels (not including E-book versions of textbooks)	22.78%	21.89%	30.47%	24.85%	338
Electronic or E-book versions of textbooks or textbook chapters	10.42%	22.32%	35.71%	31.55%	336
Study documents (such as notes, flash cards, study guides or handouts, etc.)	36.39%	29.88%	22.78%	10.95%	338

CA3 [Contingent on respondent being in research stage of Master's, professional, and/or Ph.D. program]

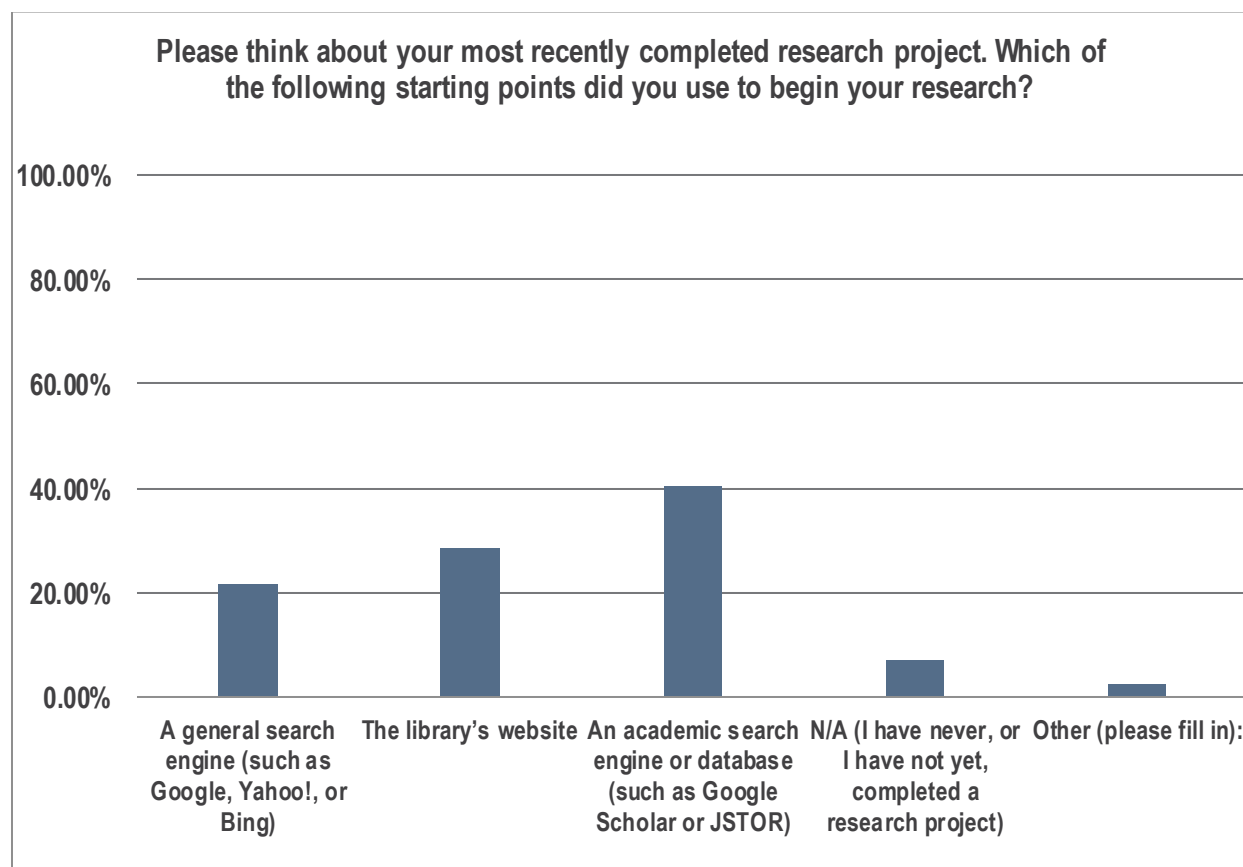
How often do you use each of the following types of sources of information in your research projects?



CA4

Please think about your most recently completed research project. Which of the following starting points did you use to begin your research?

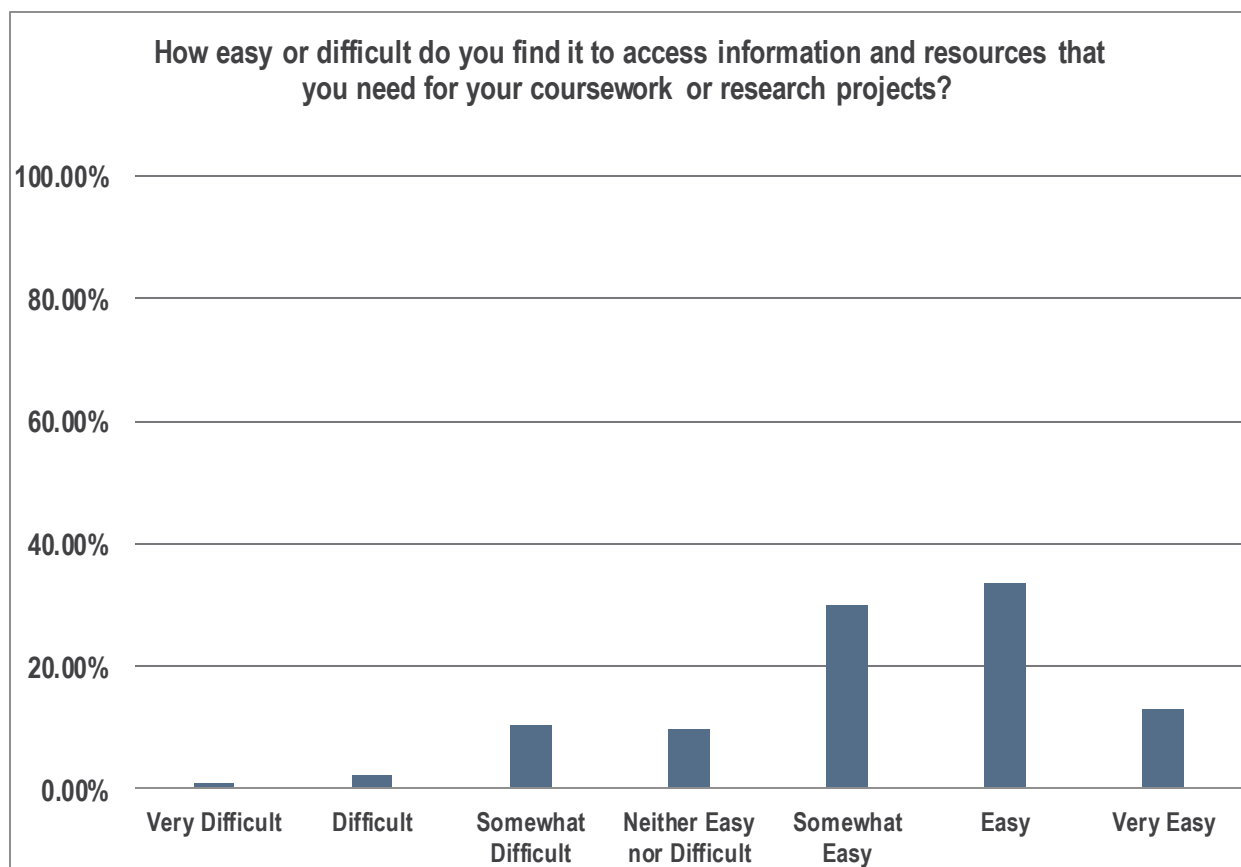
	Response	Percent
A general search engine (such as Google, Yahoo!, or Bing)	203	21.76%
The library's website	266	28.51%
An academic search engine or database (such as Google Scholar or JSTOR)	377	40.41%
N/A (I have never, or I have not yet, completed a research project)	66	7.07%
Other (please fill in):	21	2.25%
	933	100.00%



CA5 [Contingent on respondent being in coursework/seminar stage of Master's, professional, and/or Ph.D. program]

How easy or difficult do you find it to access information and resources that you need for your coursework or research projects?

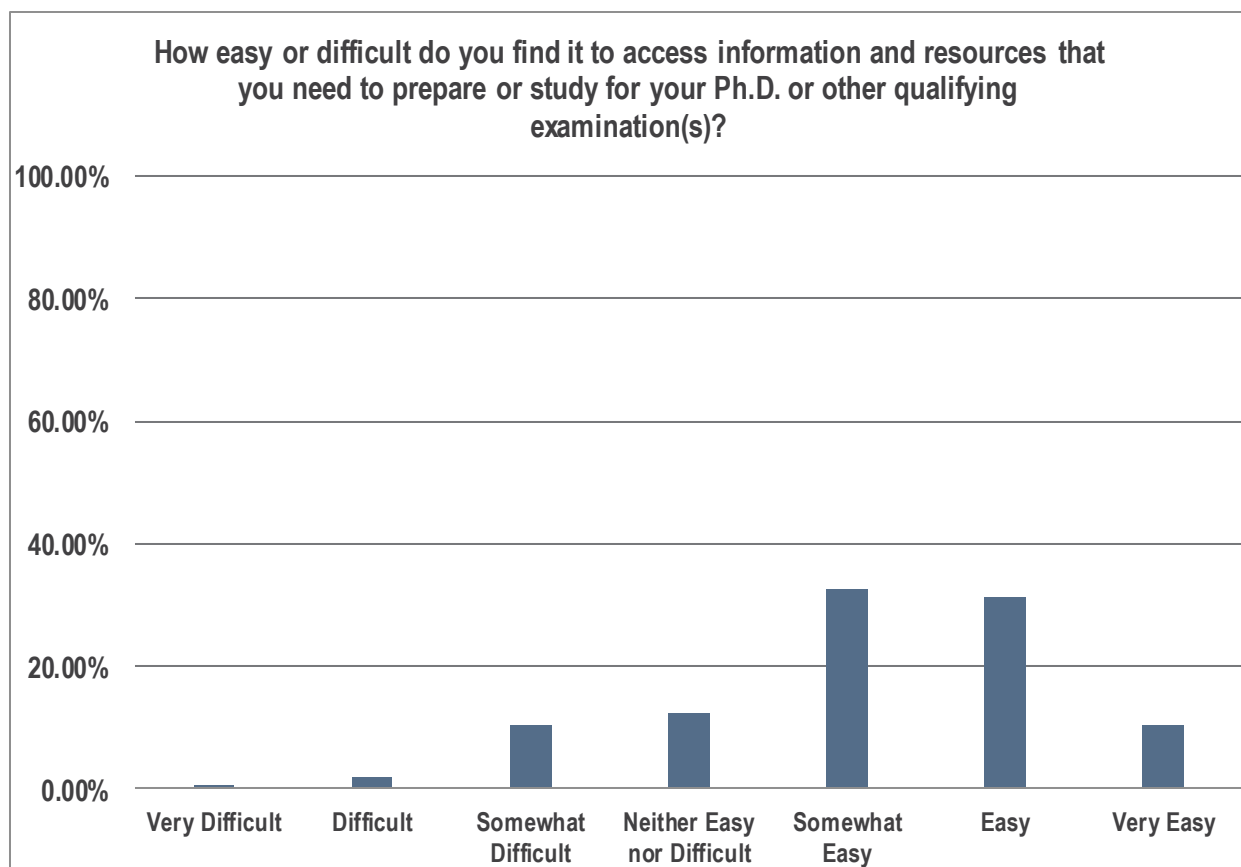
	Response	Percent
Very Difficult	5	0.92%
Difficult	12	2.21%
Somewhat Difficult	57	10.50%
Neither Easy nor Difficult	53	9.76%
Somewhat Easy	163	30.02%
Easy	183	33.70%
Very Easy	70	12.89%
	543	100.00%



CA6 [Contingent on respondent preparing for a board, certifying, or other qualifying exam]

How easy or difficult do you find it to access information and resources that you need to prepare or study for your Ph.D. or other qualifying examination(s)?

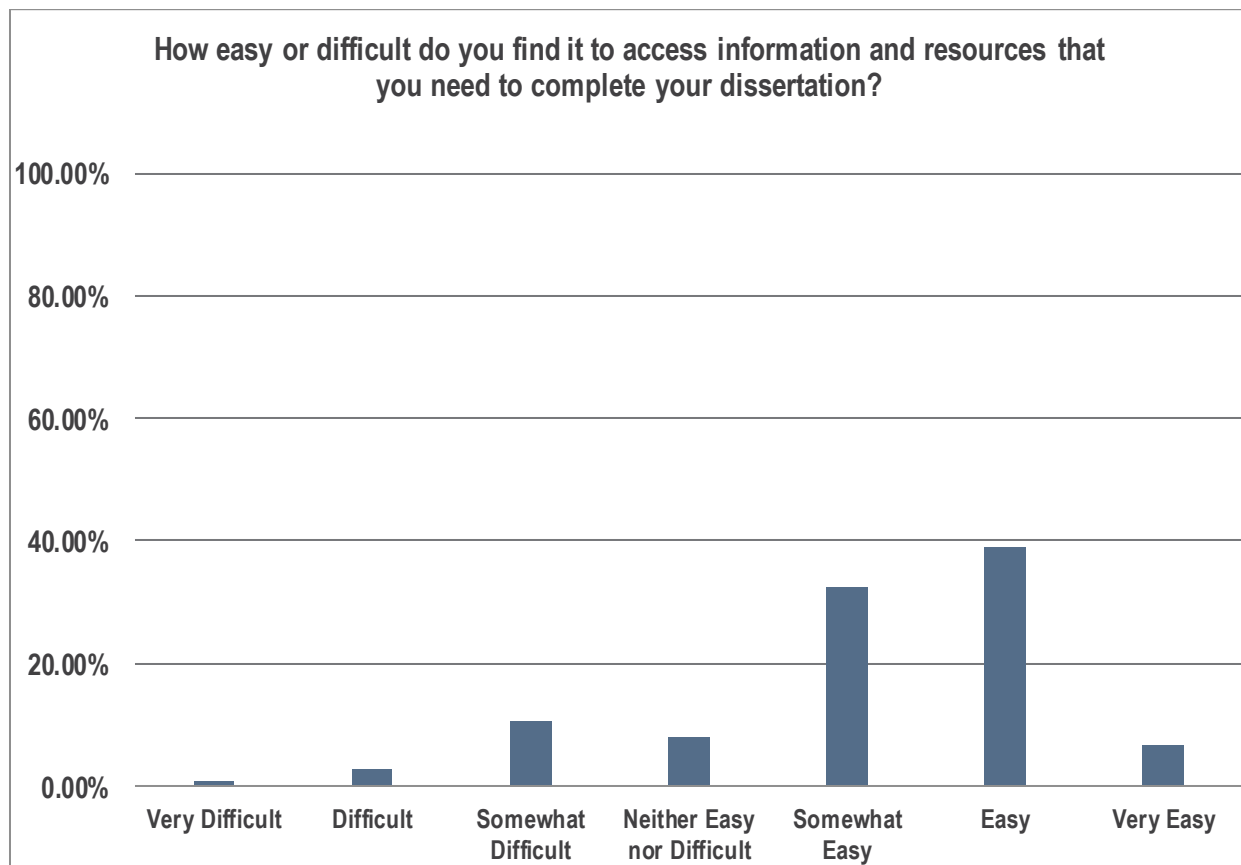
	Response	Percent
Very Difficult	1	0.65%
Difficult	3	1.96%
Somewhat Difficult	16	10.46%
Neither Easy nor Difficult	19	12.42%
Somewhat Easy	50	32.68%
Easy	48	31.37%
Very Easy	16	10.46%
	153	100.00%



CA7 [Contingent on respondent being in the research stage of a Ph.D. program]

How easy or difficult do you find it to access information and resources that you need to complete your dissertation?

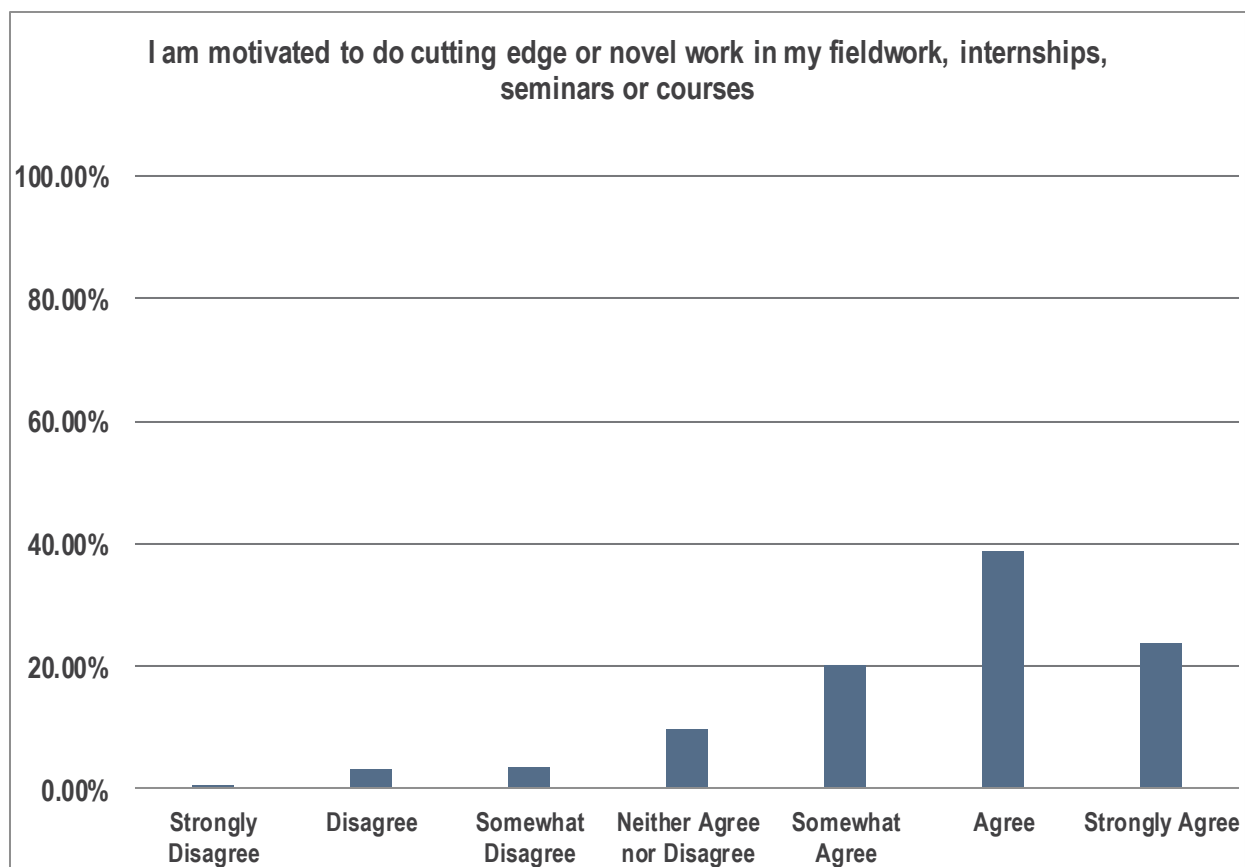
	Response	Percent
Very Difficult	1	0.66%
Difficult	4	2.65%
Somewhat Difficult	16	10.60%
Neither Easy nor Difficult	12	7.95%
Somewhat Easy	49	32.45%
Easy	59	39.07%
Very Easy	10	6.62%
	151	100.00%



CA8 [Contingent on respondent being in coursework/seminar or practical training stage of Master's, professional, and/or Ph.D. program]

I am motivated to do cutting edge or novel work in my fieldwork, internships, seminars or courses

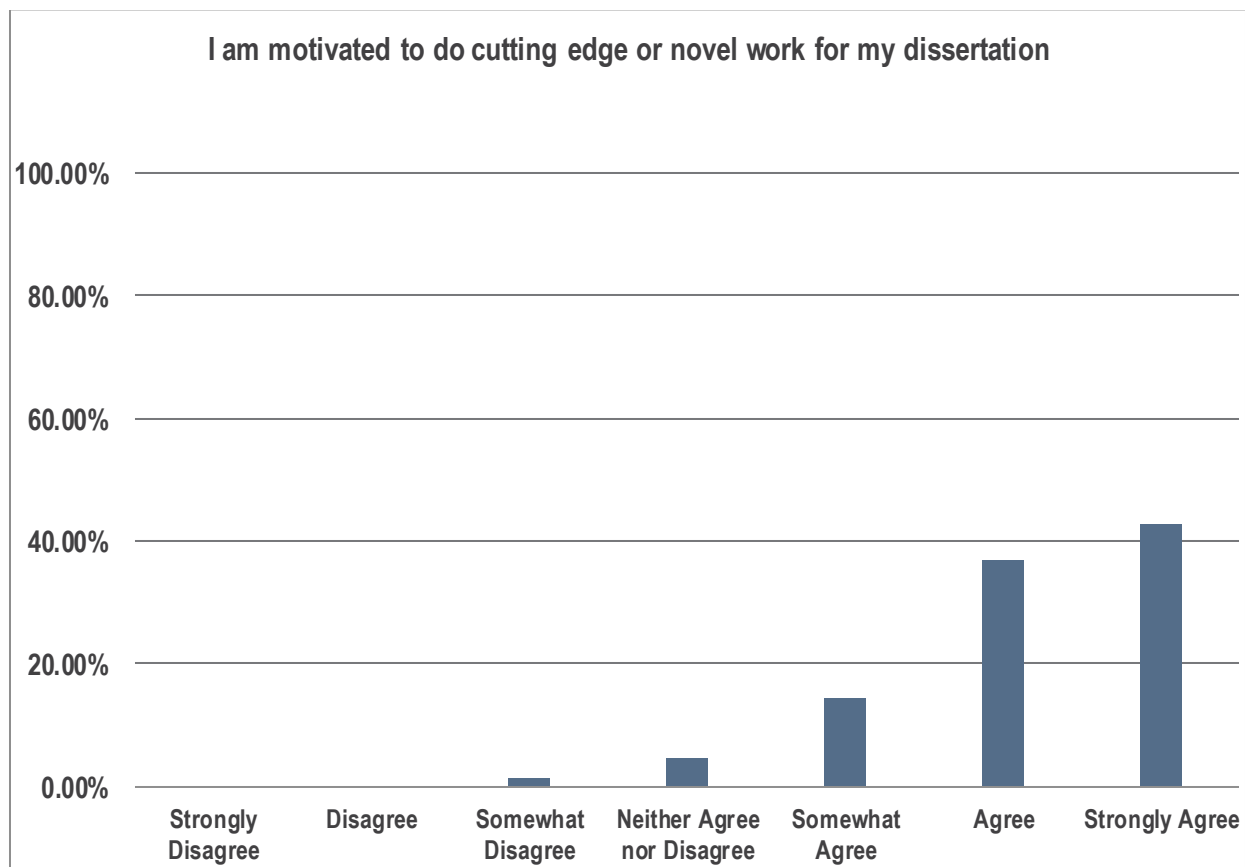
	Response	Percent
Strongly Disagree	4	0.69%
Disagree	18	3.10%
Somewhat Disagree	21	3.61%
Neither Agree nor Disagree	56	9.64%
Somewhat Agree	117	20.14%
Agree	226	38.90%
Strongly Agree	139	23.92%
	581	100.00%



CA9 [Contingent on respondent being in the research stage of a Ph.D. program]

I am motivated to do cutting edge or novel work for my dissertation

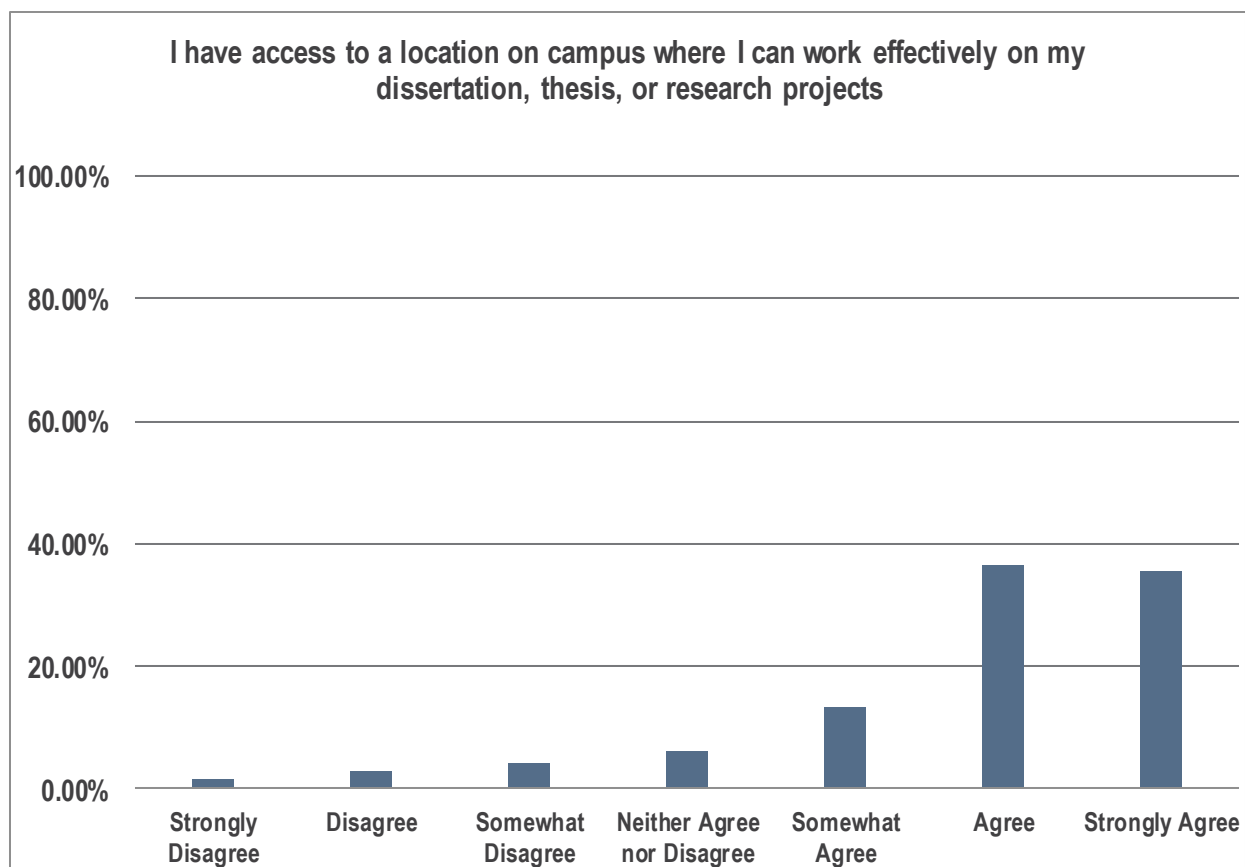
	Response	Percent
Strongly Disagree	0	0.00%
Disagree	0	0.00%
Somewhat Disagree	2	1.32%
Neither Agree nor Disagree	7	4.61%
Somewhat Agree	22	14.47%
Agree	56	36.84%
Strongly Agree	65	42.76%
	152	100.00%



CA10 [Contingent on respondent being in research stage of Master's, professional, and/or Ph.D. program]

I have access to a location on campus where I can work effectively on my dissertation, thesis, or research projects

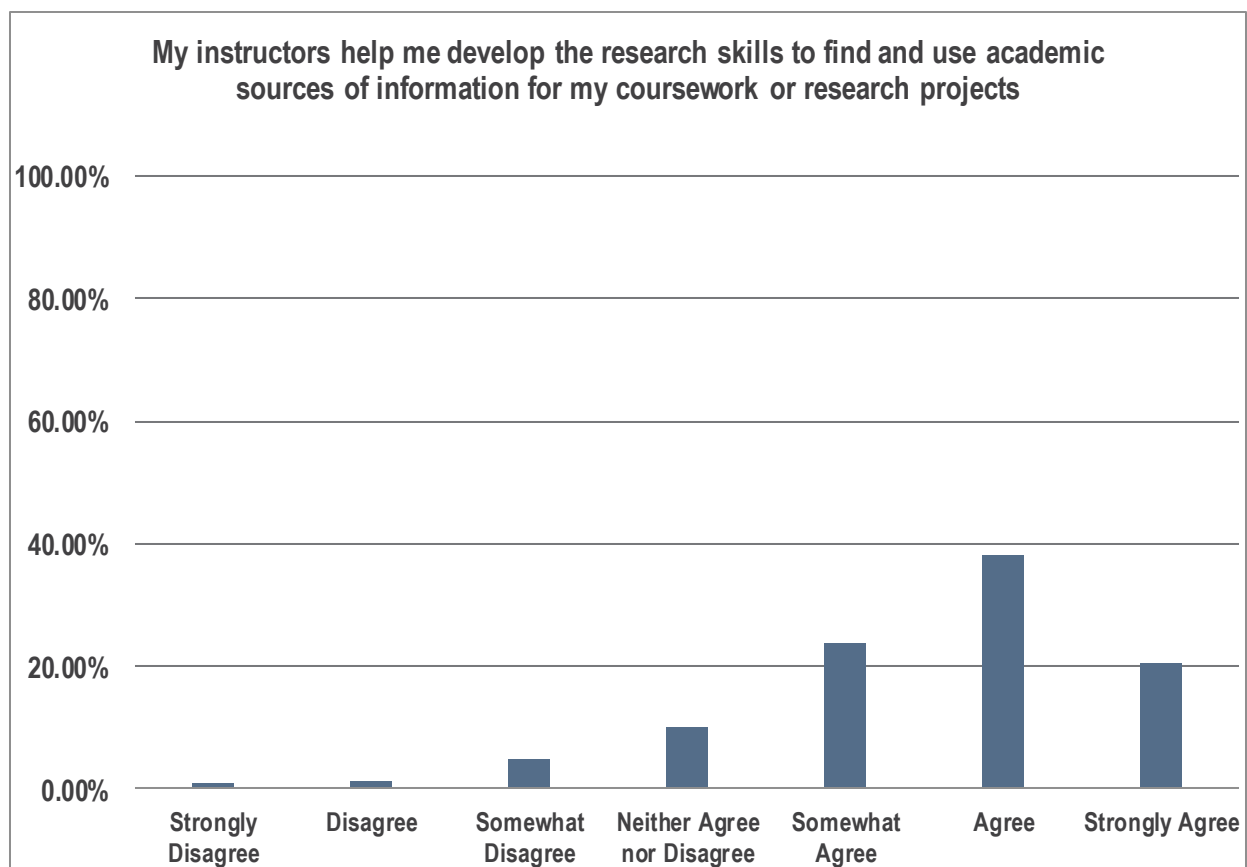
	Response	Percent
Strongly Disagree	5	1.47%
Disagree	10	2.95%
Somewhat Disagree	14	4.13%
Neither Agree nor Disagree	21	6.19%
Somewhat Agree	45	13.27%
Agree	124	36.58%
Strongly Agree	120	35.40%
	339	100.00%



CA11 [Contingent on respondent being in coursework/seminar stage of Master's, professional, and/or Ph.D. program]

My instructors help me develop the research skills to find and use academic sources of information for my coursework or research projects

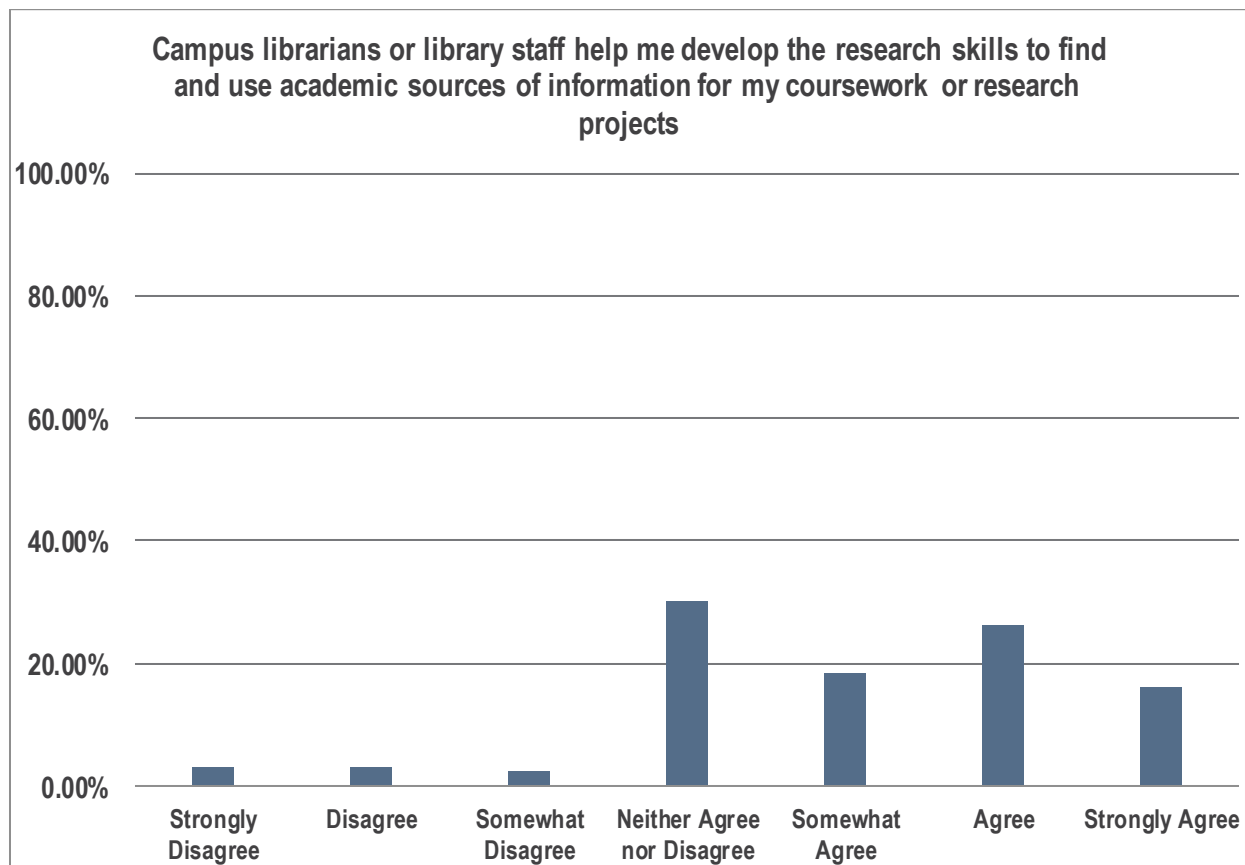
	Response	Percent
Strongly Disagree	6	1.11%
Disagree	7	1.30%
Somewhat Disagree	27	5.01%
Neither Agree nor Disagree	55	10.20%
Somewhat Agree	129	23.93%
Agree	205	38.03%
Strongly Agree	110	20.41%
	539	100.00%



CA12

Campus librarians or library staff help me develop the research skills to find and use academic sources of information for my coursework or research projects

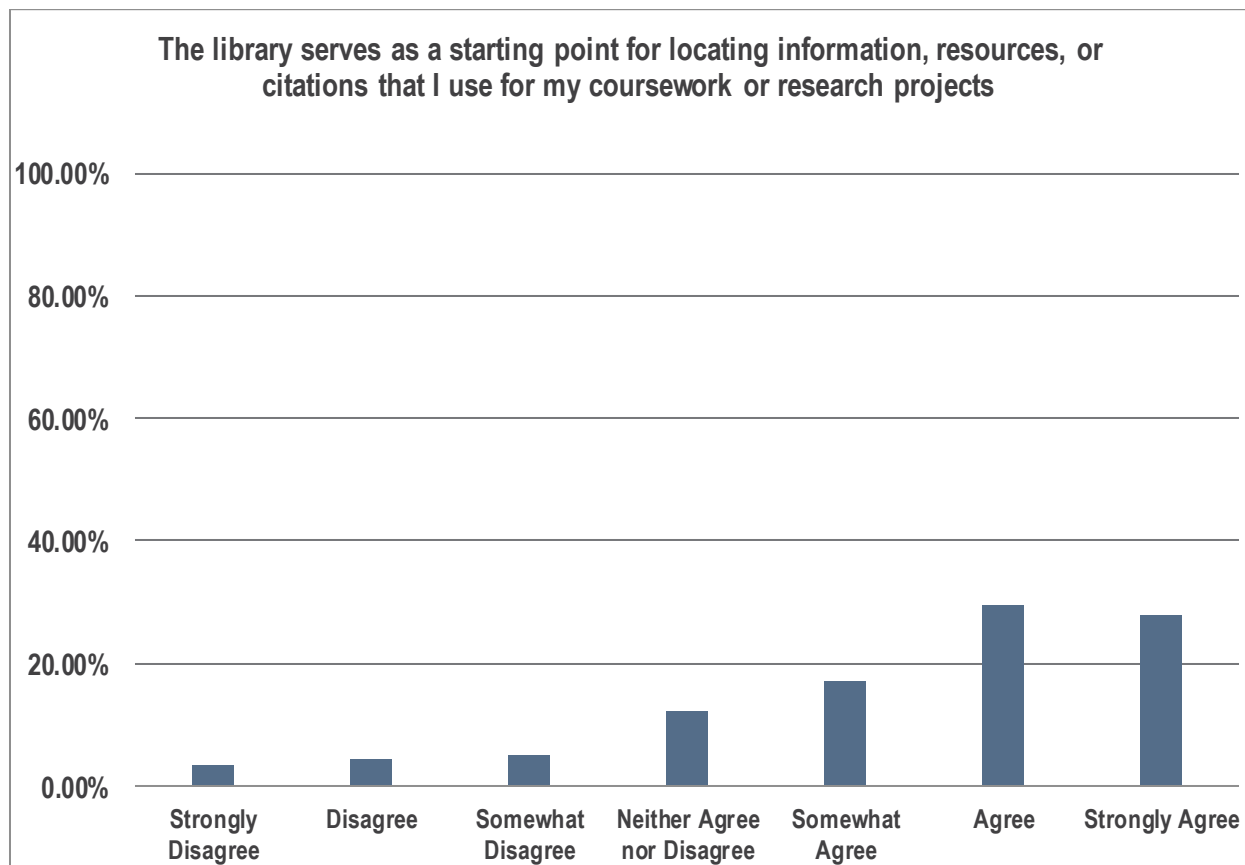
	Response	Percent
Strongly Disagree	29	3.12%
Disagree	28	3.01%
Somewhat Disagree	24	2.58%
Neither Agree nor Disagree	282	30.32%
Somewhat Agree	173	18.60%
Agree	244	26.24%
Strongly Agree	150	16.13%
	930	100.00%



CA13

The library serves as a starting point for locating information, resources, or citations that I use for my coursework or research projects

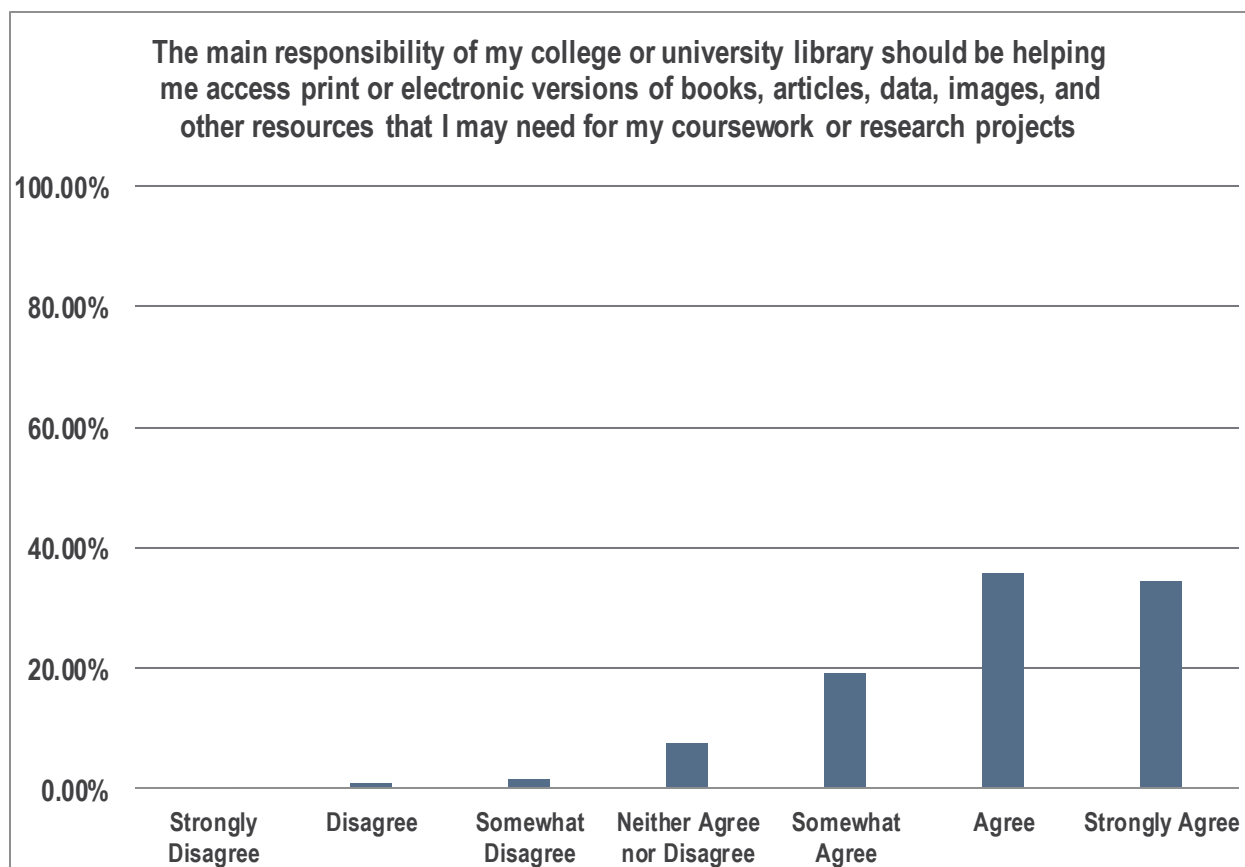
	Response	Percent
Strongly Disagree	33	3.55%
Disagree	41	4.41%
Somewhat Disagree	47	5.05%
Neither Agree nor Disagree	115	12.37%
Somewhat Agree	159	17.10%
Agree	276	29.68%
Strongly Agree	259	27.85%
	930	100.00%



CA14

The main responsibility of my college or university library should be helping me access print or electronic versions of books, articles, data, images, and other resources that I may need for my coursework or research projects

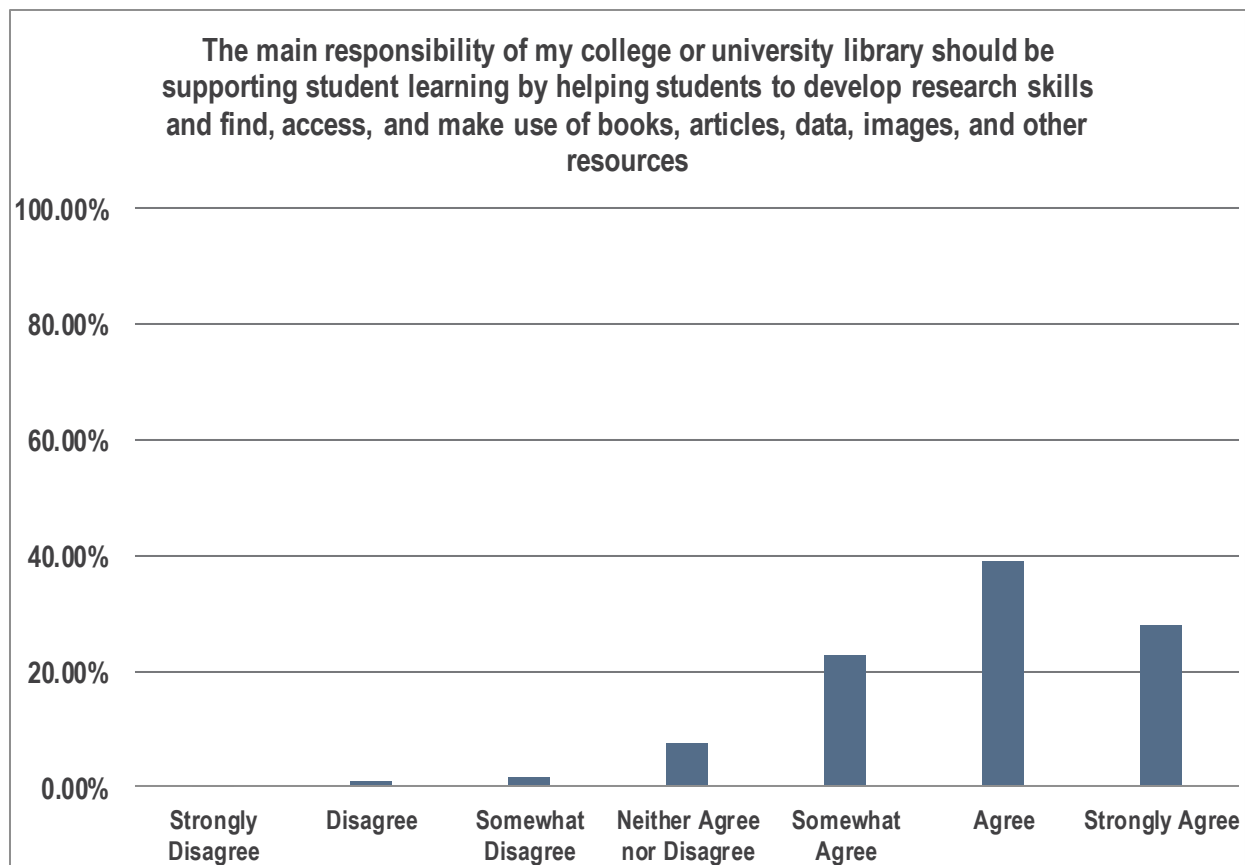
	Response	Percent
Strongly Disagree	3	0.32%
Disagree	9	0.97%
Somewhat Disagree	15	1.62%
Neither Agree nor Disagree	71	7.68%
Somewhat Agree	177	19.16%
Agree	330	35.71%
Strongly Agree	319	34.52%
	924	100.00%



CA15

The main responsibility of my college or university library should be supporting student learning by helping students to develop research skills and find, access, and make use of books, articles, data, images, and other resources

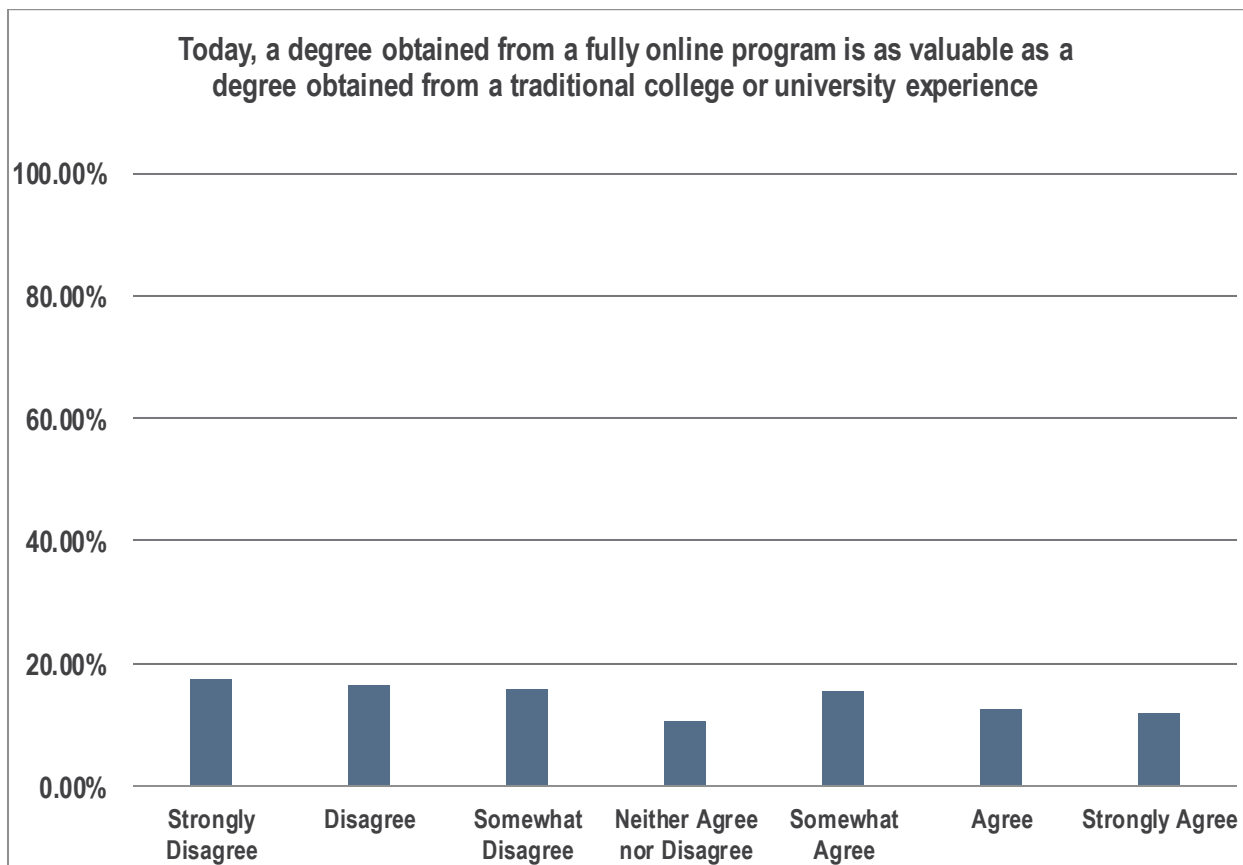
	Response	Percent
Strongly Disagree	4	0.43%
Disagree	8	0.86%
Somewhat Disagree	17	1.83%
Neither Agree nor Disagree	69	7.41%
Somewhat Agree	211	22.66%
Agree	363	38.99%
Strongly Agree	259	27.82%
	931	100.00%



CA16

Today, a degree obtained from a fully online program is as valuable as a degree obtained from a traditional college or university experience

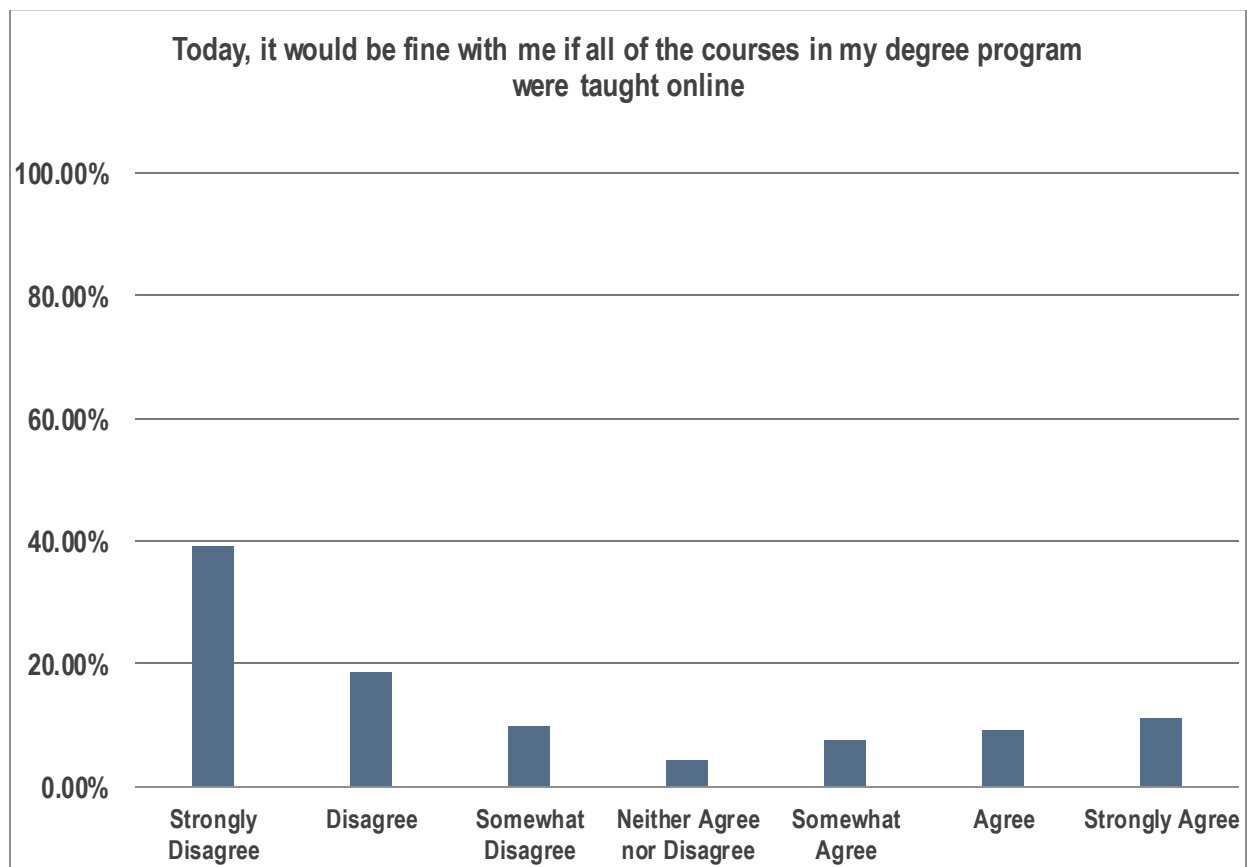
	Response	Percent
Strongly Disagree	163	17.51%
Disagree	152	16.33%
Somewhat Disagree	147	15.79%
Neither Agree nor Disagree	98	10.53%
Somewhat Agree	143	15.36%
Agree	117	12.57%
Strongly Agree	111	11.92%
	931	100.00%



CA17

Today, it would be fine with me if all of the courses in my degree program were taught online

	Response	Percent
Strongly Disagree	366	39.31%
Disagree	173	18.58%
Somewhat Disagree	92	9.88%
Neither Agree nor Disagree	40	4.30%
Somewhat Agree	71	7.63%
Agree	85	9.13%
Strongly Agree	104	11.17%
	931	100.00%



Role of the Library

How useful is it to you personally that your campus library provides each of the services listed below?

ROL1

The library stores, organizes, and keeps track of books, articles, data, images, or other resources

ROL2

The library pays for resources that I need for my coursework or research projects, from academic journals to books to electronic databases

ROL3

The library supports and facilitates my learning or studying activities

ROL4

The library helps students develop research skills

How useful is it to you personally that your campus librarians or library staff provide each of the services listed below?

ROL5

Librarians or library staff provide assistance or guidance in finding sources for coursework or research projects (such as books, articles, databases, websites, etc.)

ROL6

Librarians or library staff provide assistance or guidance on managing citations of books, articles, data, images, or websites for coursework or research projects (such as for a bibliography, works cited, or index section)

ROL7

Librarians or library staff provide assistance or guidance on using information ethically (such as to avoid plagiarism)

ROL8

Librarians or library staff provide assistance or guidance with managing data or datasets

ROL9

Librarians or library staff provide help for learning about technological, digital, or online tools for coursework or research

ROL10

Librarians or library staff provide support in learning and using online search engines or databases

ROL11

Are you currently or have you ever been employed in a campus library at this college or university?

ROL12

How often do you go inside a library location on campus at this college or university? If you are currently employed in a campus library, please do not include work-related times when answering this question.

ROL13

Which of the following campus library locations do you visit most often? Please select one:

ROL14

How often do you interact with librarians or library staff members at this college or university (either in person or via email or an online chat platform)? If you are currently employed in a campus library, please do not include work-related interactions when answering this question.

ROL15 [Contingent on respondent having interacted with librarians / library staff]

And, what was the main reason for your most recent interaction with a librarian or library staff member at this college or university? If you are currently employed in a campus library, please think about your most recent non-work related interaction when answering this question.

ROL16

How often do you access information or resources for your coursework or research projects online from an off-campus location (such as through a proxy server, VPN, or by logging in through your college or university account)?

ROL17

Have you ever attended a session, class, or section on how to find information for your coursework or research projects using your campus library's resources?

ROL18 [Contingent on respondent selecting "Yes" or "I'm not sure" in ROL16]

Have you attended a library information session, class, or section that was (please select "yes" for all that apply):

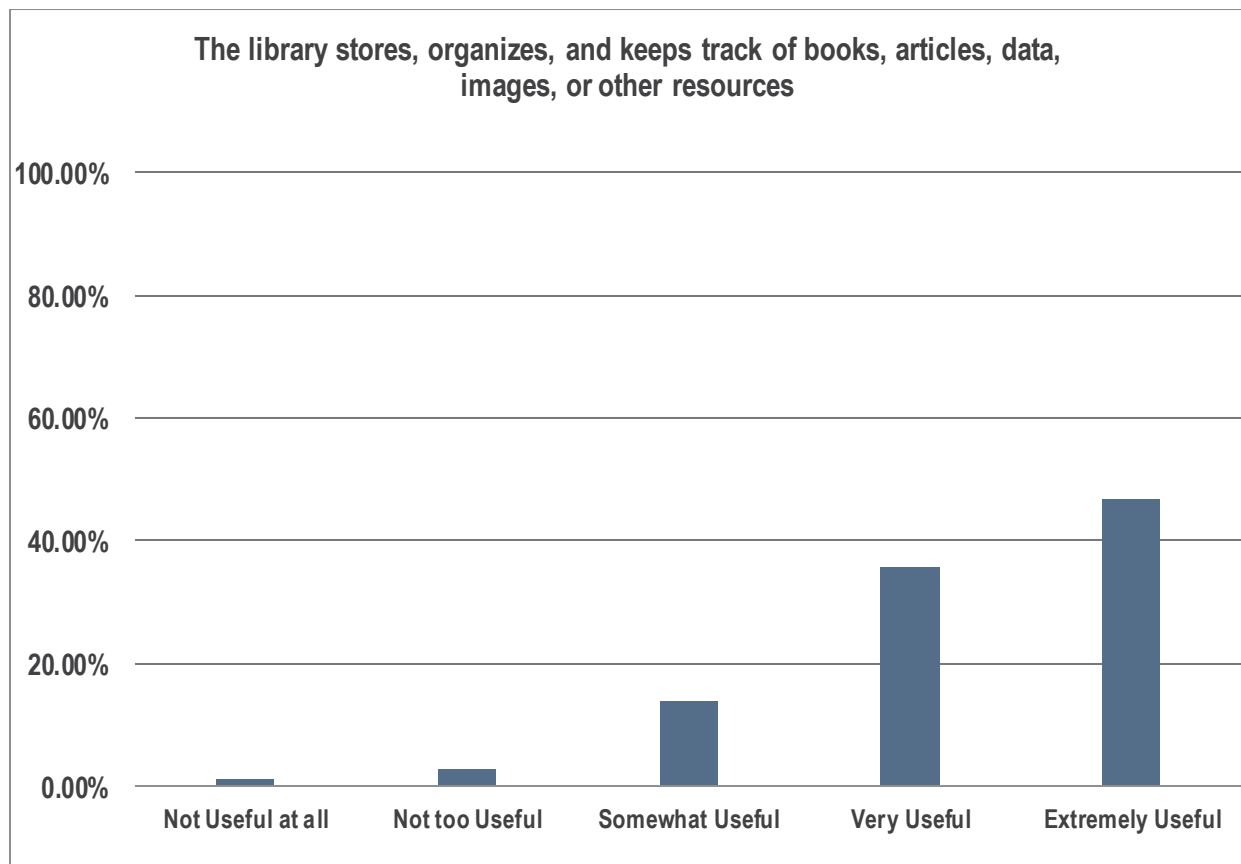
ROL19 [Contingent on respondent having been inside a library location on campus]

In general, about how long do you usually stay when you go in a library location on campus at this college or university? If you are currently employed in a campus library, please do not include work hours when answering this question.

ROL1

The library stores, organizes, and keeps track of books, articles, data, images, or other resources

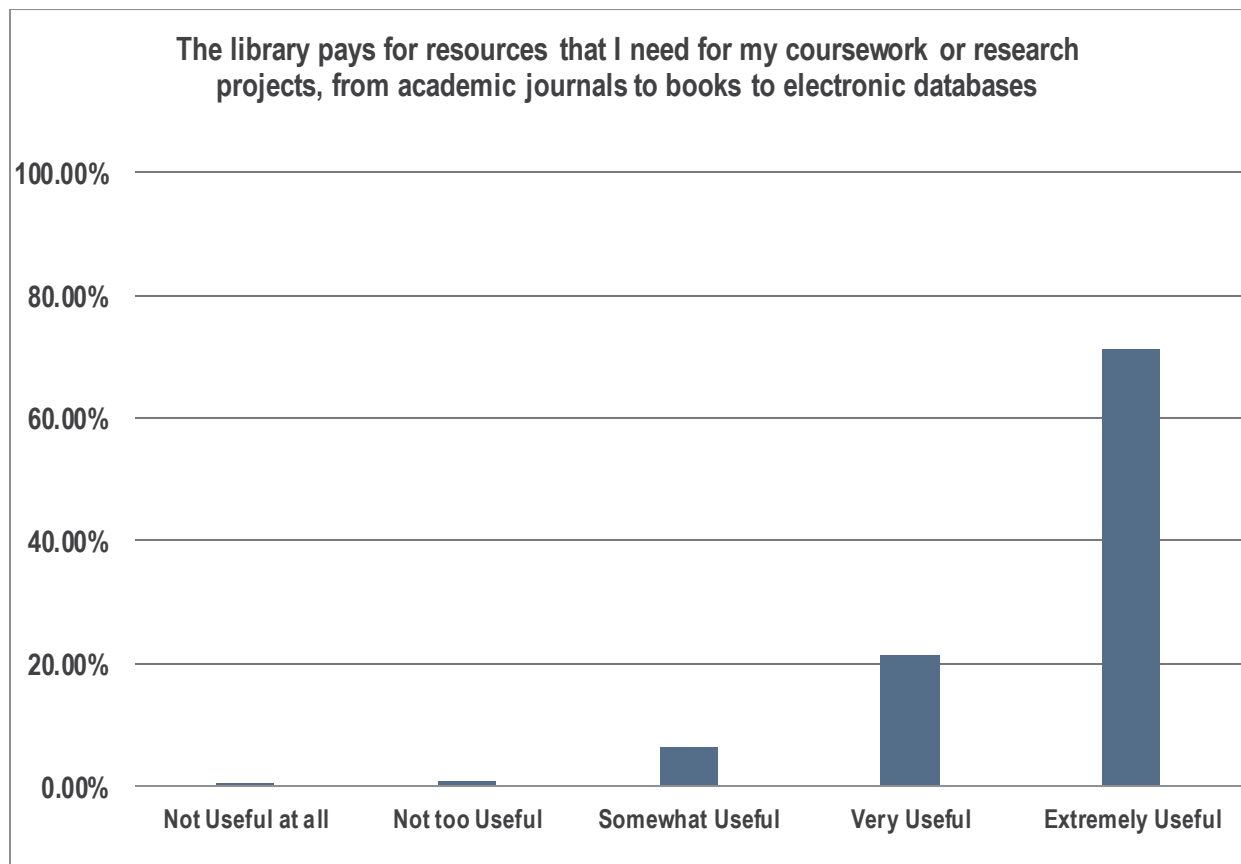
	Response	Percent
Not Useful at all	10	1.07%
Not too Useful	25	2.69%
Somewhat Useful	128	13.75%
Very Useful	332	35.66%
Extremely Useful	436	46.83%
	931	100.00%



ROL2

The library pays for resources that I need for my coursework or research projects, from academic journals to books to electronic databases

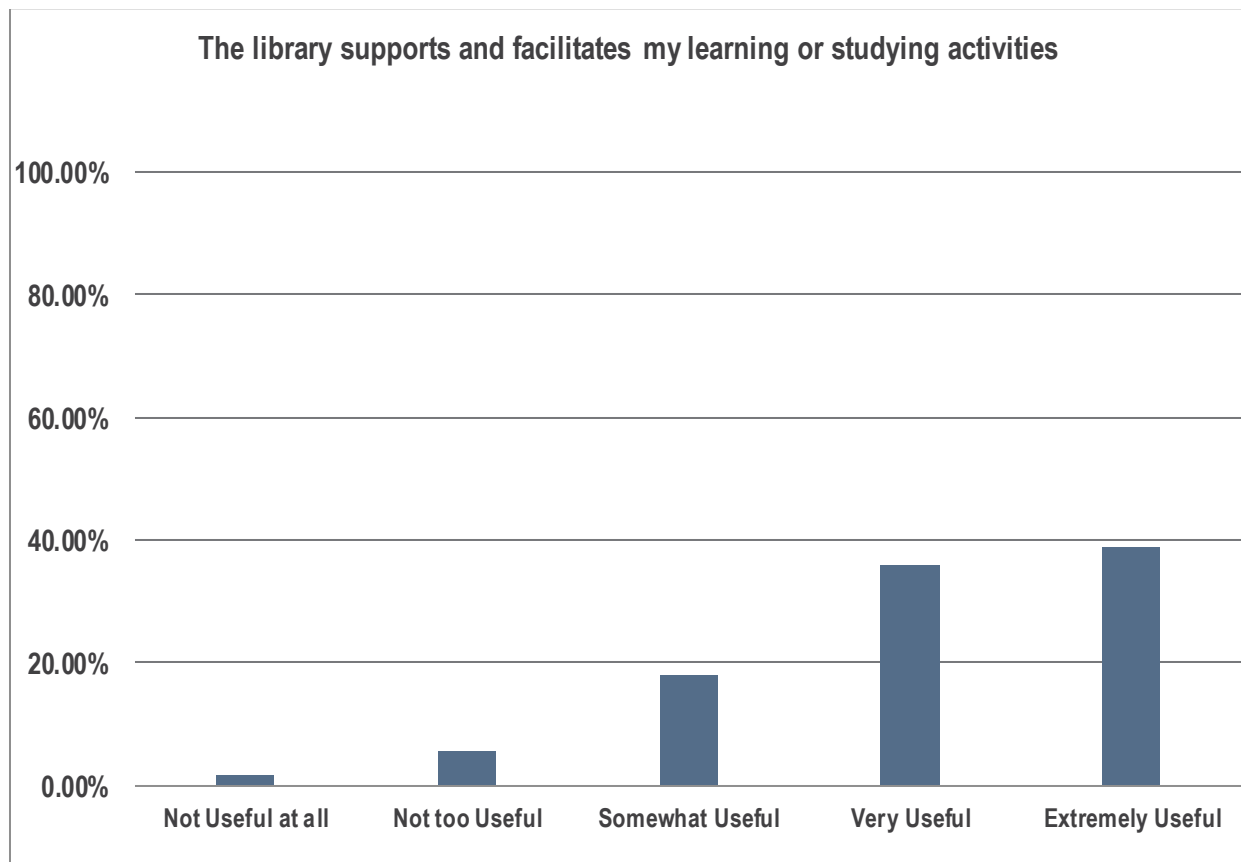
	Response	Percent
Not Useful at all	4	0.43%
Not too Useful	7	0.75%
Somewhat Useful	58	6.24%
Very Useful	198	21.29%
Extremely Useful	663	71.29%
	930	100.00%



ROL3

The library supports and facilitates my learning or studying activities

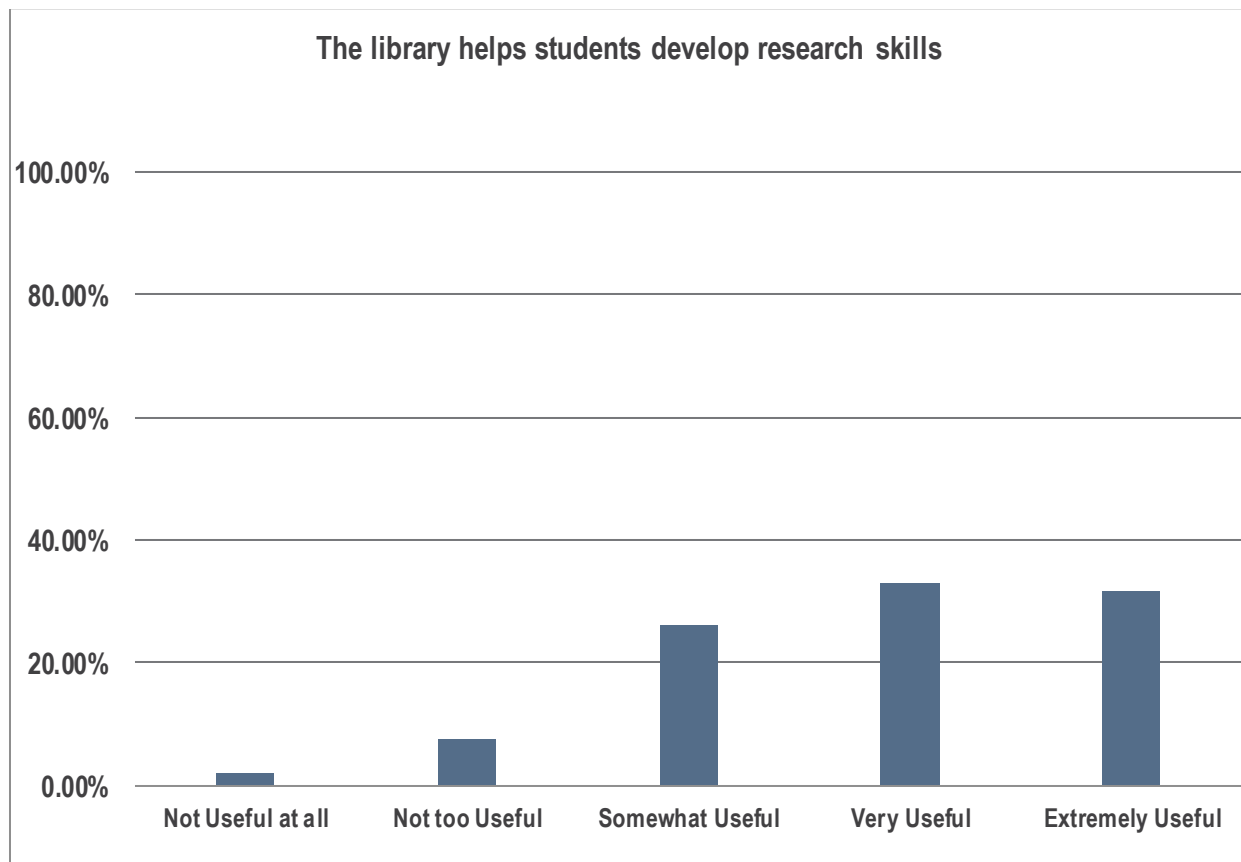
	Response	Percent
Not Useful at all	15	1.61%
Not too Useful	52	5.60%
Somewhat Useful	168	18.08%
Very Useful	333	35.84%
Extremely Useful	361	38.86%
	929	100.00%



ROL4

The library helps students develop research skills

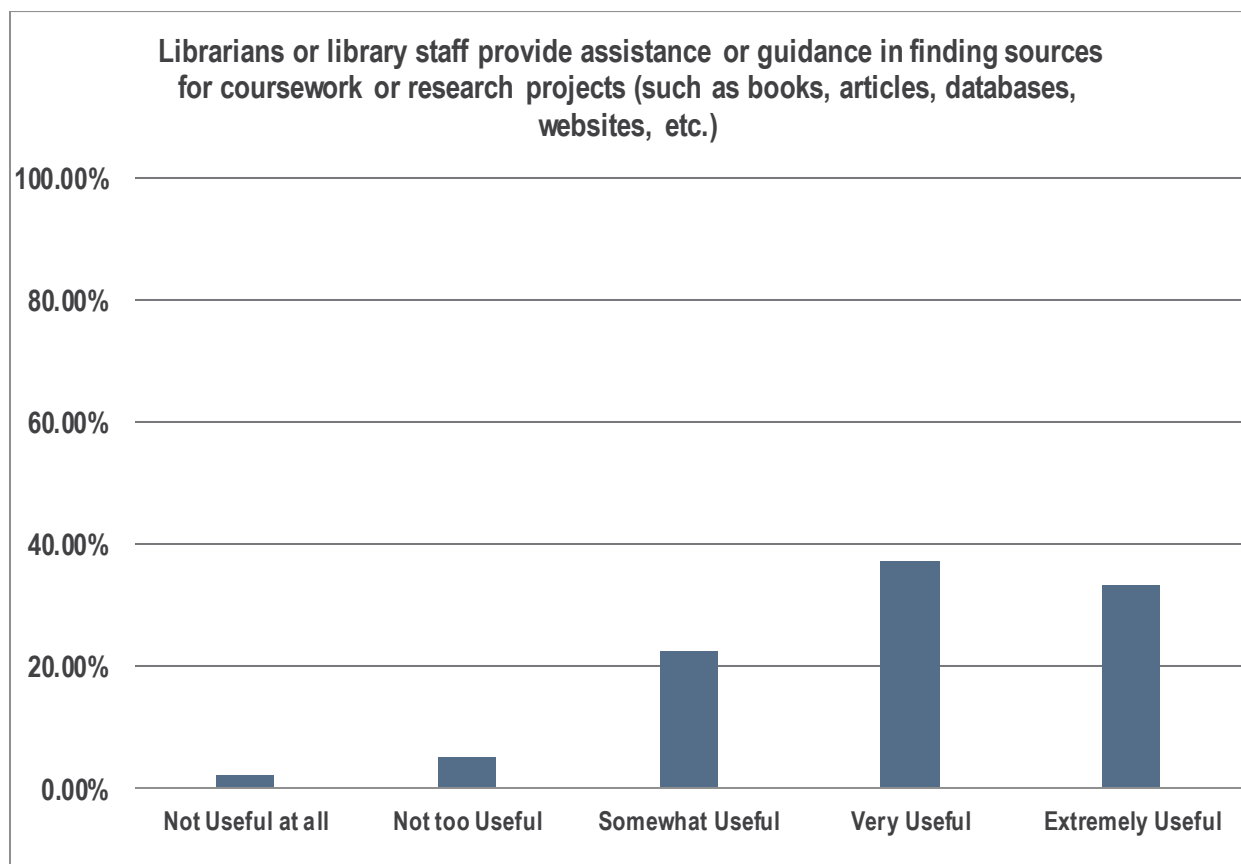
	Response	Percent
Not Useful at all	19	2.05%
Not too Useful	69	7.45%
Somewhat Useful	241	26.03%
Very Useful	305	32.94%
Extremely Useful	292	31.53%
	926	100.00%



ROL5

Librarians or library staff provide assistance or guidance in finding sources for coursework or research projects (such as books, articles, databases, websites, etc.)

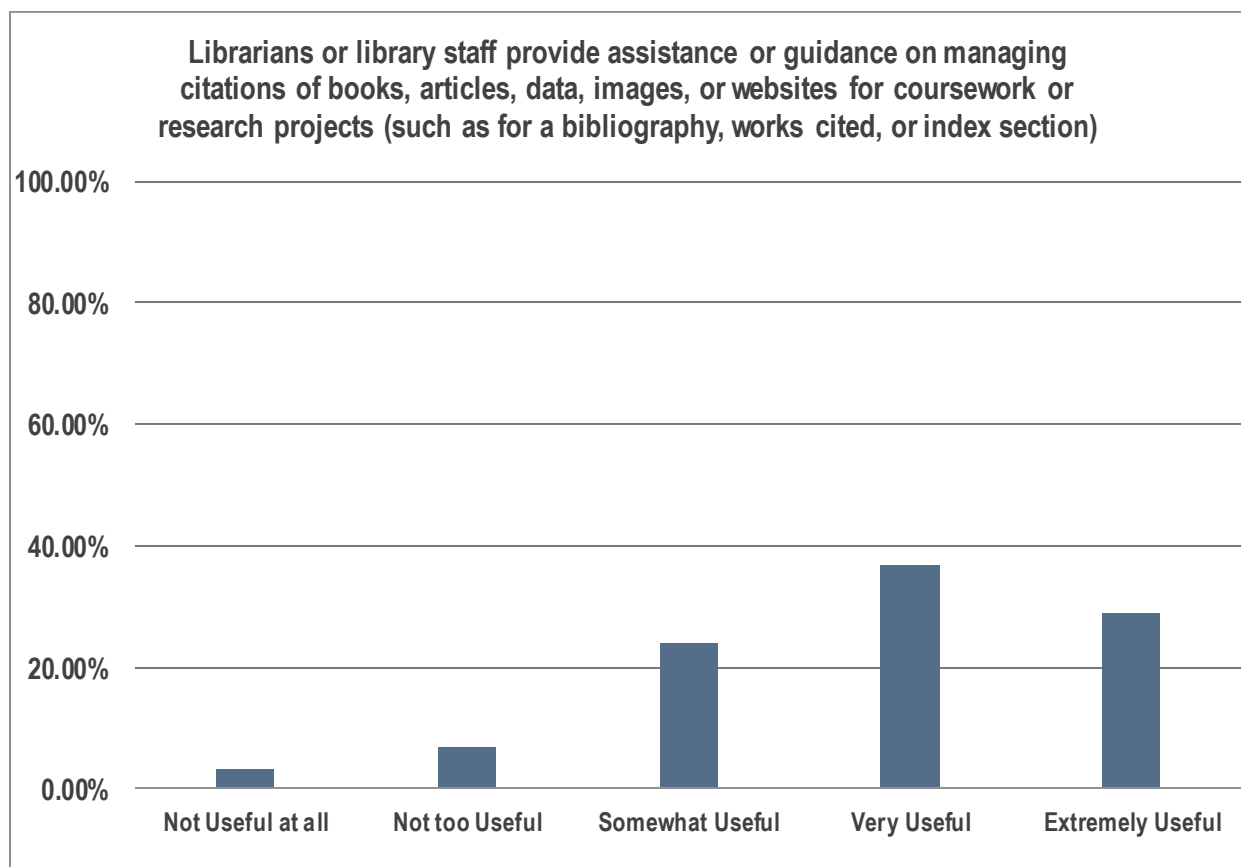
	Response	Percent
Not Useful at all	20	2.16%
Not too Useful	46	4.97%
Somewhat Useful	208	22.46%
Very Useful	343	37.04%
Extremely Useful	309	33.37%
	926	100.00%



ROL6

Librarians or library staff provide assistance or guidance on managing citations of books, articles, data, images, or websites for coursework or research projects (such as for a bibliography, works cited, or index section)

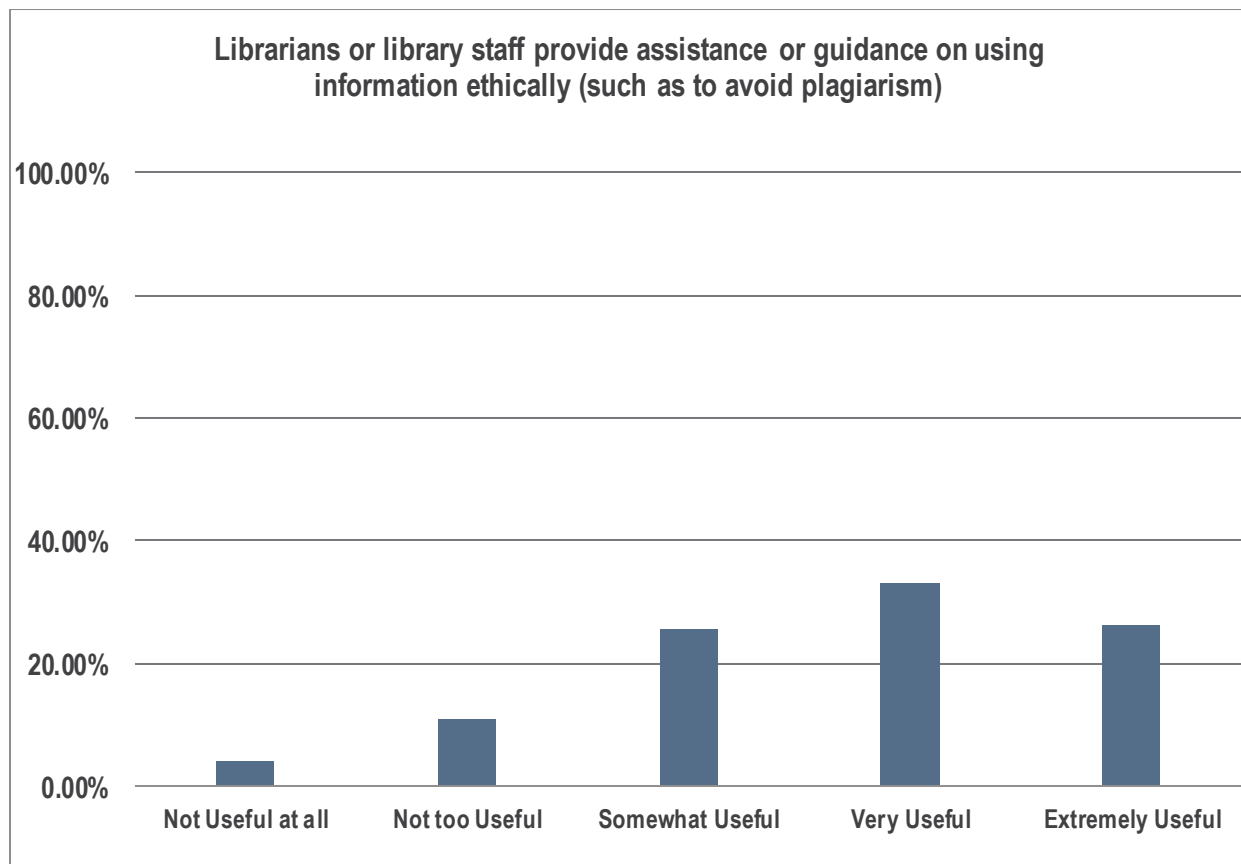
	Response	Percent
Not Useful at all	31	3.36%
Not too Useful	62	6.72%
Somewhat Useful	221	23.94%
Very Useful	341	36.94%
Extremely Useful	268	29.04%
	923	100.00%



ROL7

Librarians or library staff provide assistance or guidance on using information ethically (such as to avoid plagiarism)

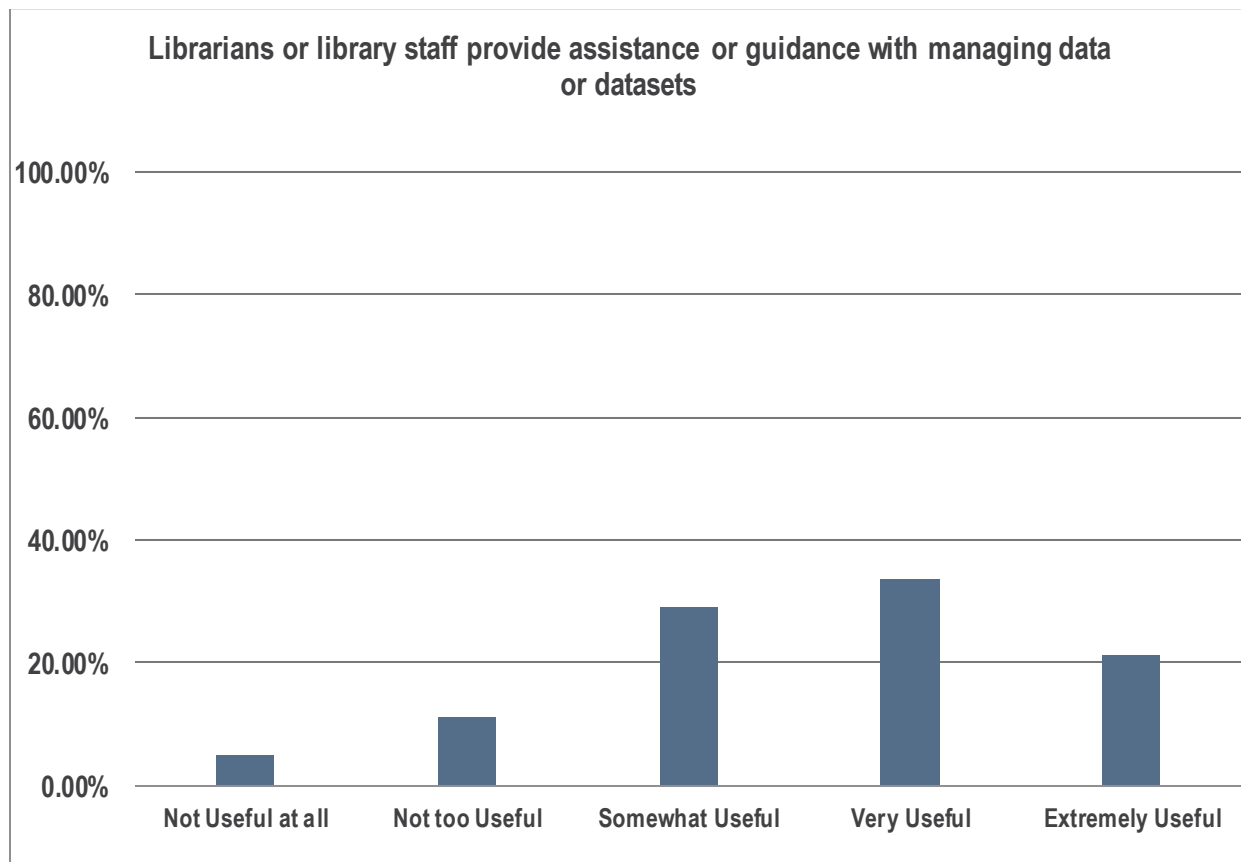
	Response	Percent
Not Useful at all	39	4.20%
Not too Useful	100	10.78%
Somewhat Useful	238	25.65%
Very Useful	308	33.19%
Extremely Useful	243	26.19%
	928	100.00%



ROL8

Librarians or library staff provide assistance or guidance with managing data or datasets

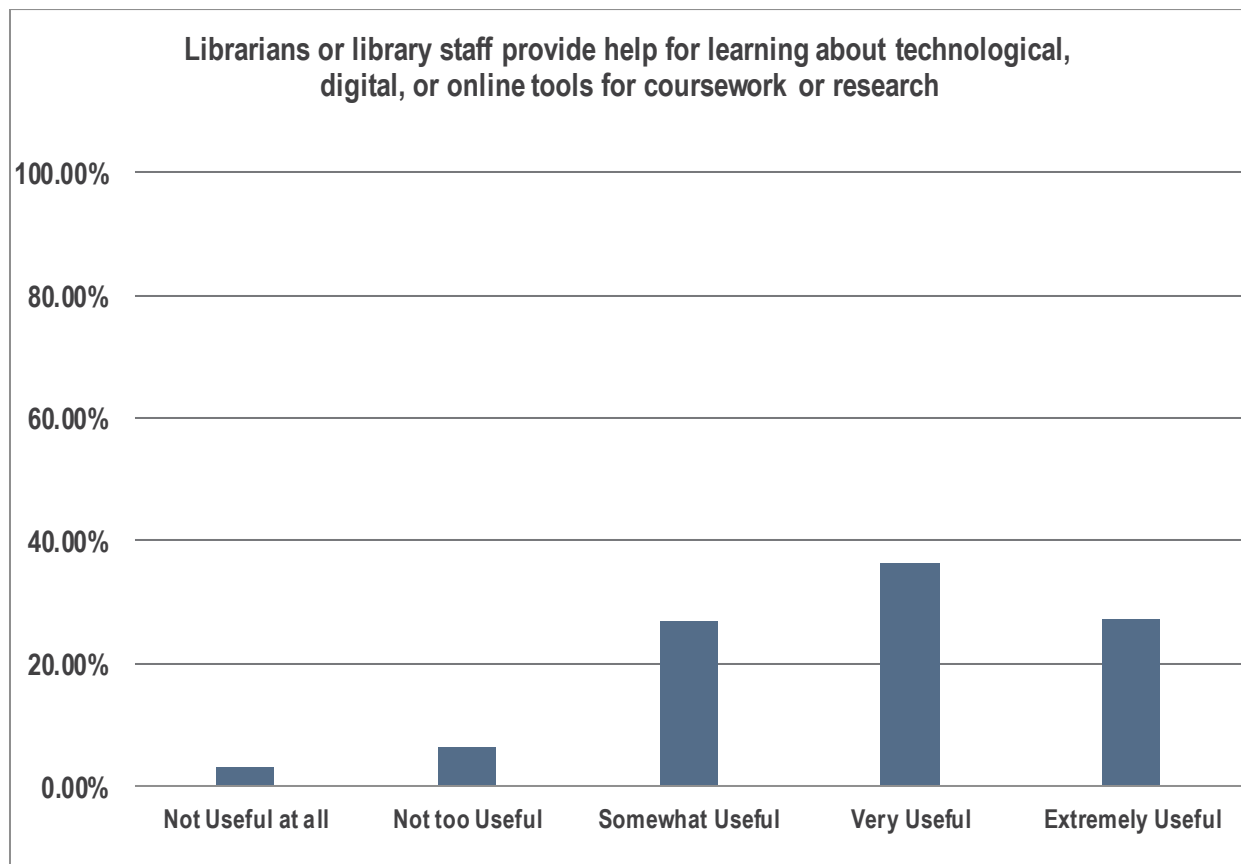
	Response	Percent
Not Useful at all	44	4.77%
Not too Useful	102	11.05%
Somewhat Useful	269	29.14%
Very Useful	311	33.69%
Extremely Useful	197	21.34%
	923	100.00%



ROL9

Librarians or library staff provide help for learning about technological, digital, or online tools for coursework or research

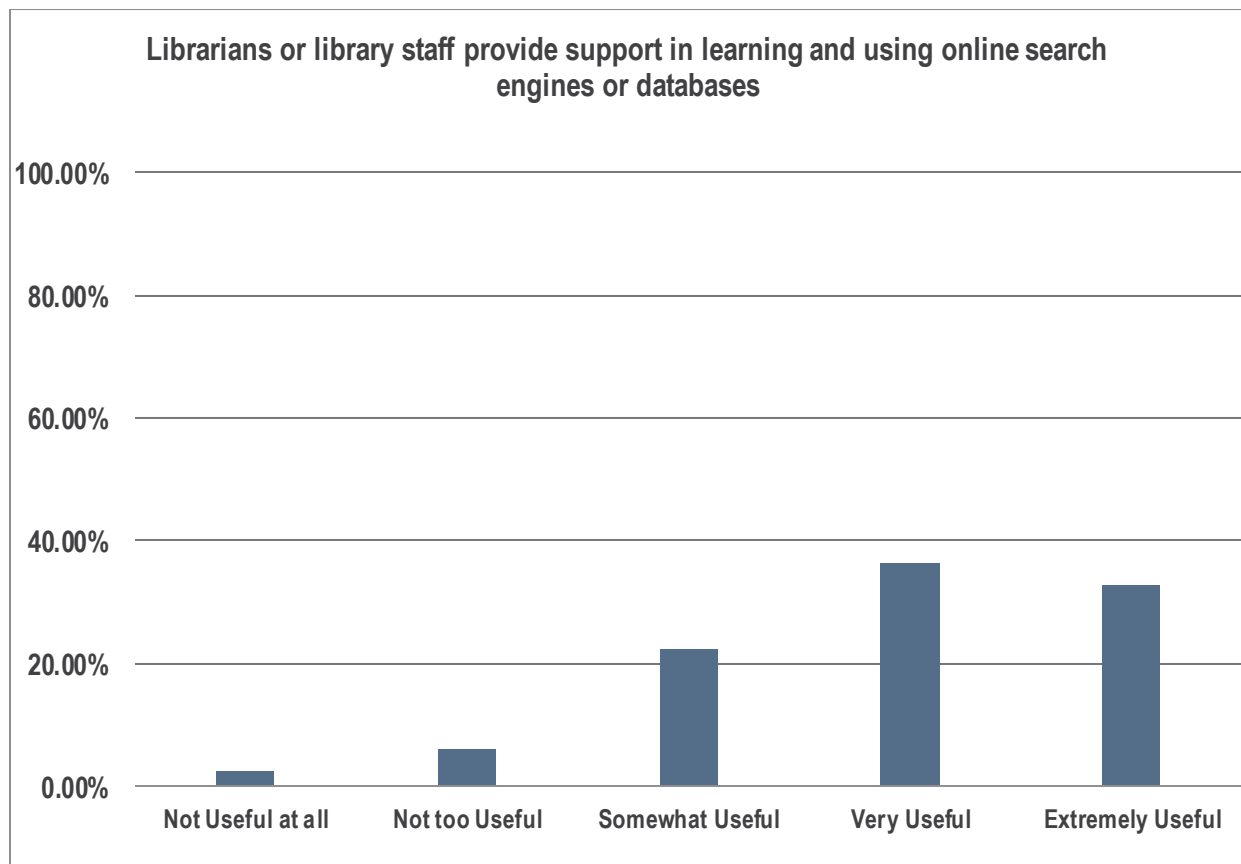
	Response	Percent
Not Useful at all	29	3.14%
Not too Useful	59	6.39%
Somewhat Useful	247	26.76%
Very Useful	337	36.51%
Extremely Useful	251	27.19%
	923	100.00%



ROL10

Librarians or library staff provide support in learning and using online search engines or databases

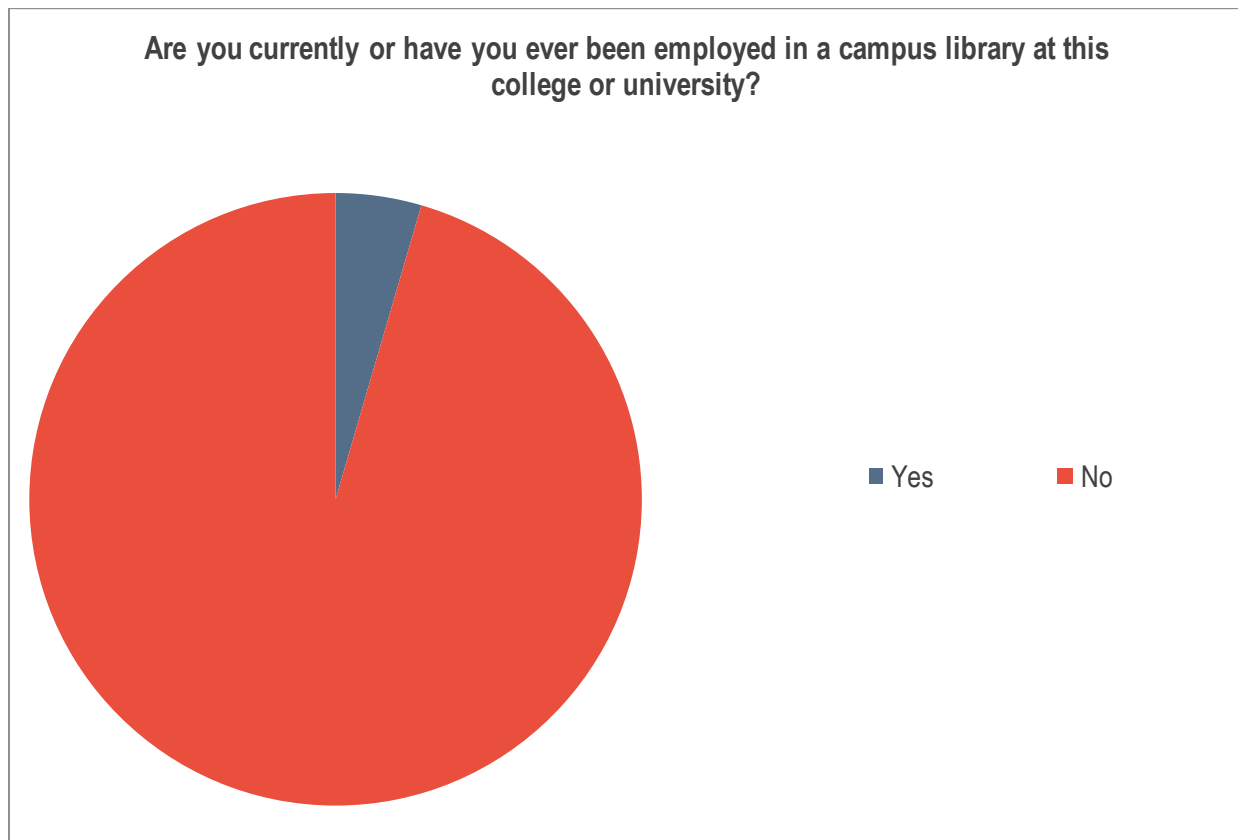
	Response	Percent
Not Useful at all	24	2.59%
Not too Useful	56	6.04%
Somewhat Useful	206	22.22%
Very Useful	338	36.46%
Extremely Useful	303	32.69%
	927	100.00%



ROL11

Are you currently or have you ever been employed in a campus library at this college or university?

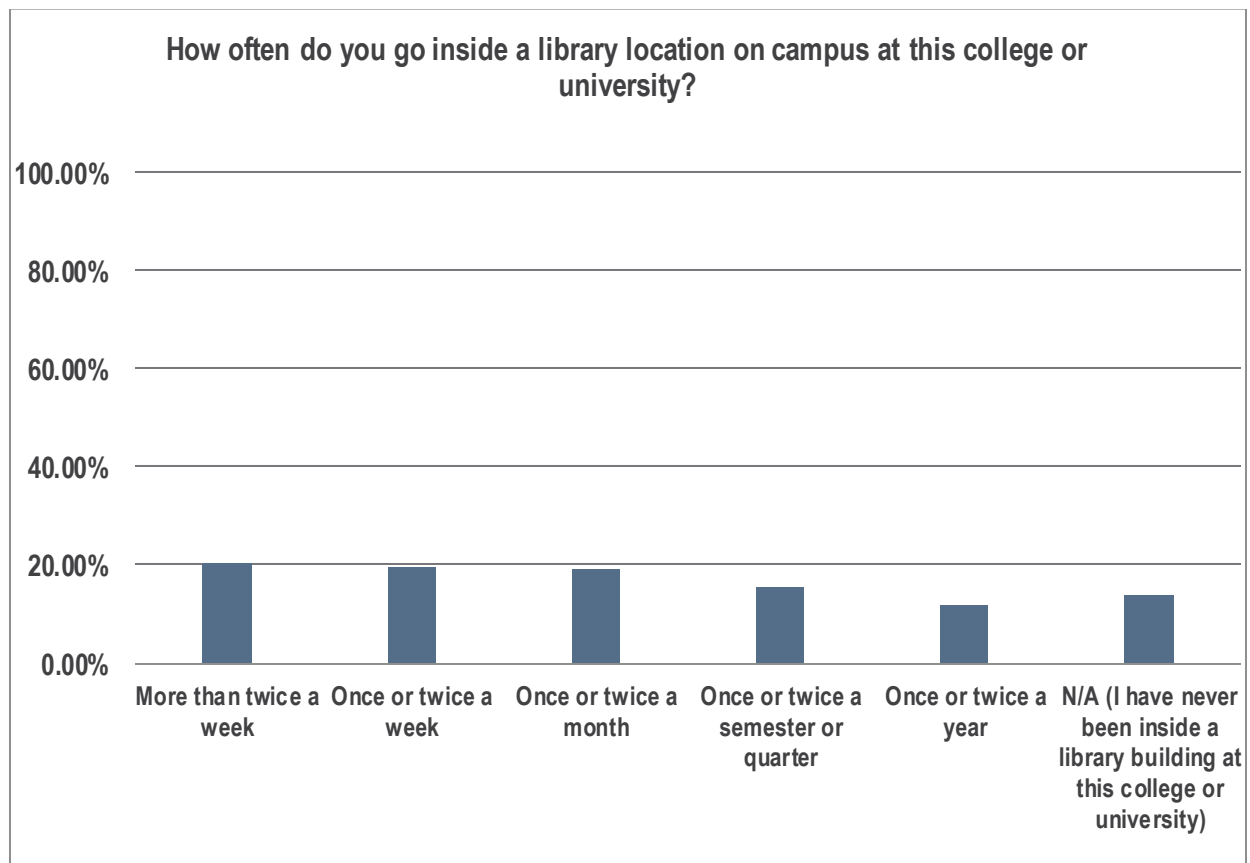
	Response	Percent
Yes	42	4.52%
No	887	95.48%
	929	100.00%



ROL12

How often do you go inside a library location on campus at this college or university? If you are currently employed in a campus library, please do not include work-related times when answering this question.

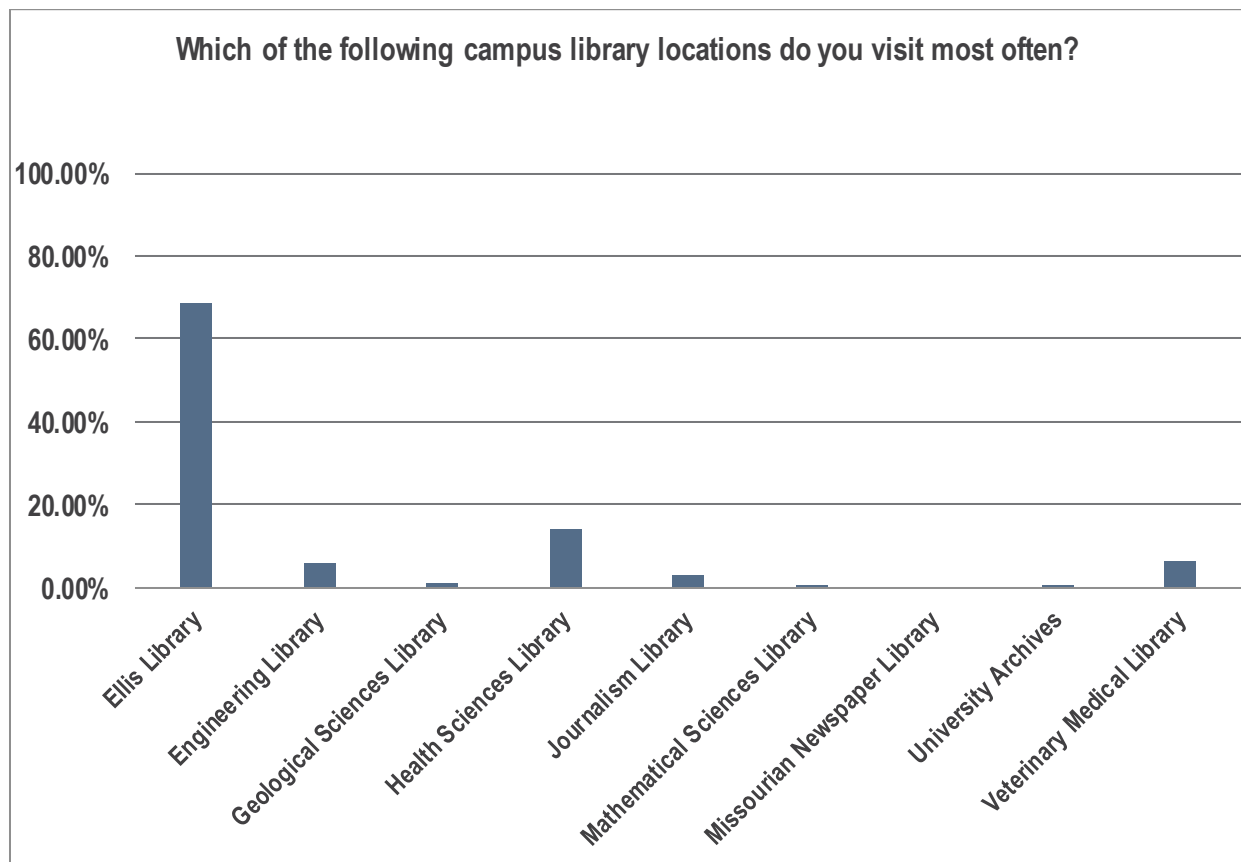
	Response	Percent
More than twice a week	192	20.56%
Once or twice a week	182	19.49%
Once or twice a month	178	19.06%
Once or twice a semester or quarter	144	15.42%
Once or twice a year	109	11.67%
N/A (I have never been inside a library location at this college or university)	129	13.81%
	934	100.00%



ROL13

Which of the following campus library locations do you visit most often? Please select one:

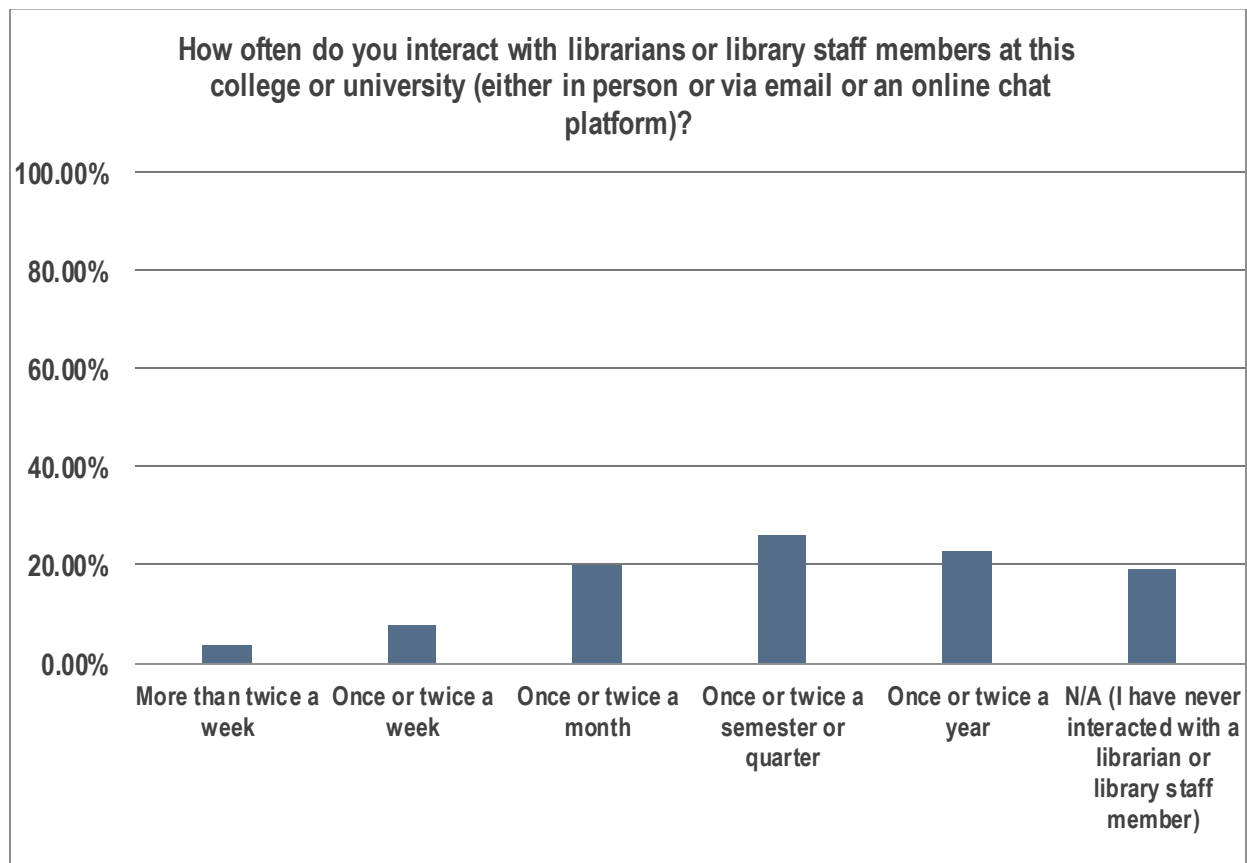
	Response	Percent
Ellis Library	572	68.59%
Engineering Library	49	5.88%
Geological Sciences Library	8	0.96%
Health Sciences Library	117	14.03%
Journalism Library	24	2.88%
Mathematical Sciences Library	6	0.72%
Missourian Newspaper Library	0	0.00%
University Archives	4	0.48%
Veterinary Medical Library	54	6.47%
	834	100.00%



ROL14

How often do you interact with librarians or library staff members at this college or university (either in person or via email or an online chat platform)? If you are currently employed in a campus library, please do not include work-related interactions when answering this question.

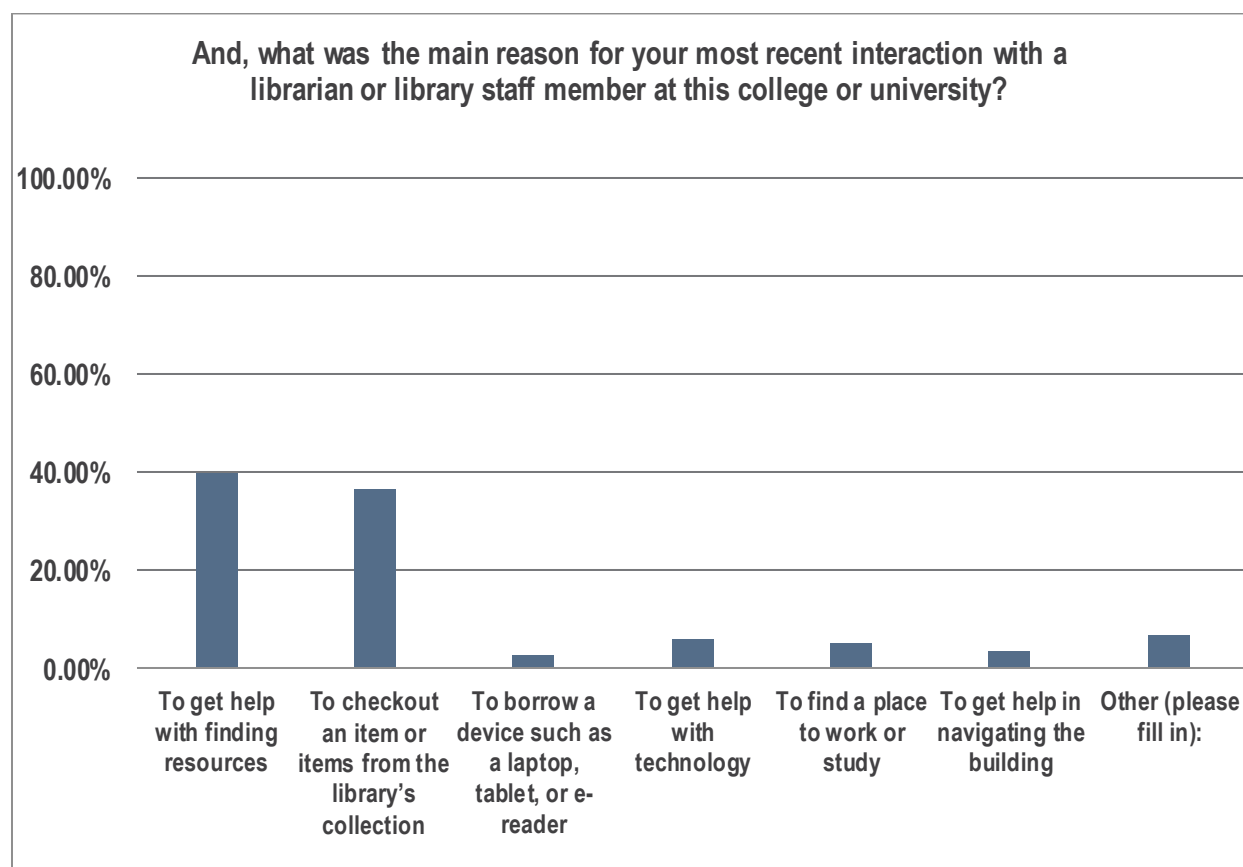
	Response	Percent
More than twice a week	35	3.76%
Once or twice a week	73	7.83%
Once or twice a month	186	19.96%
Once or twice a semester or quarter	245	26.29%
Once or twice a year	214	22.96%
N/A (I have never interacted with a librarian or library staff member)	179	19.21%
	932	100.00%



ROL15 [Contingent on respondent having interacted with librarians / library staff]

And, what was the main reason for your most recent interaction with a librarian or library staff member at this college or university? If you are currently employed in a campus library, please think about your most recent non-work related interaction when answering this question.

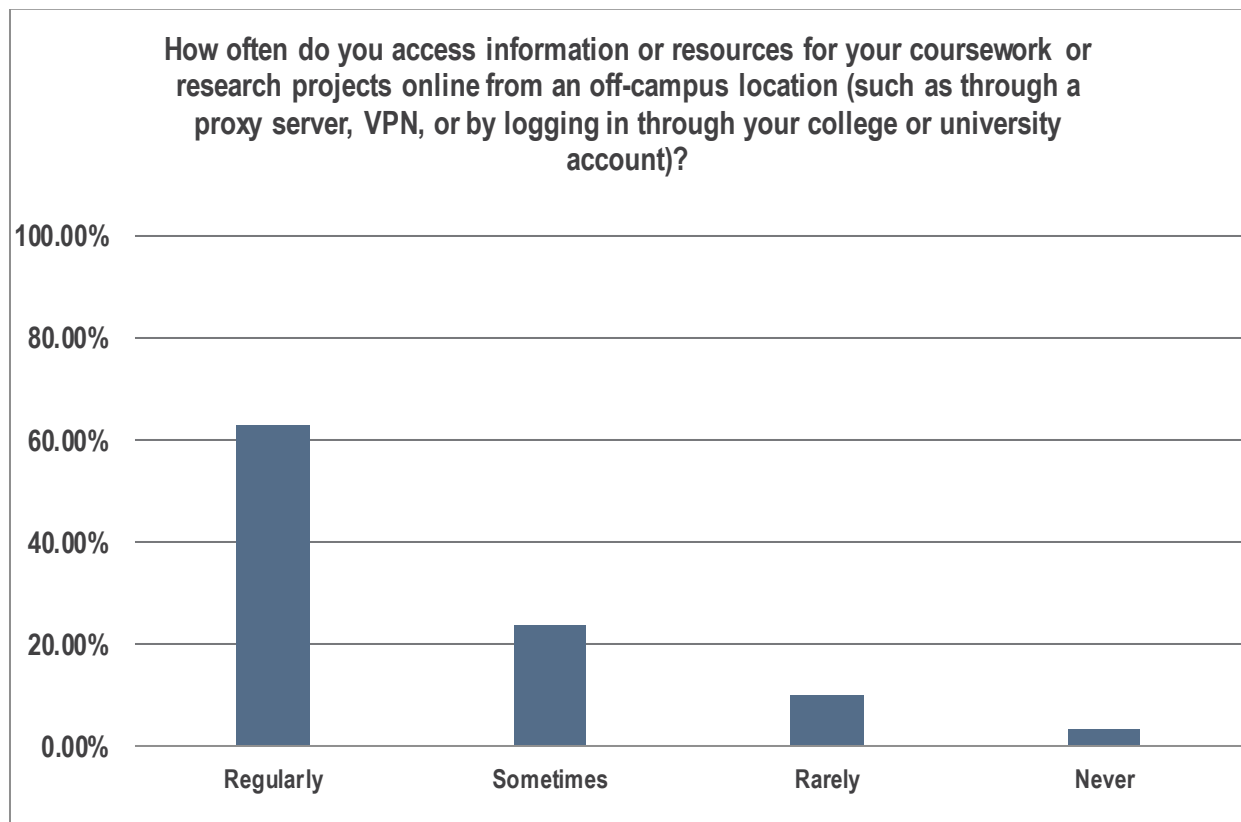
	Response	Percent
To get help with finding resources	297	39.65%
To checkout an item or items from the library's collection	272	36.32%
To borrow a device such as a laptop, tablet, or e-reader	20	2.67%
To get help with technology	45	6.01%
To find a place to work or study	37	4.94%
To get help in navigating the building	27	3.60%
Other (please fill in):	51	6.81%
	749	100.00%



ROL16

How often do you access information or resources for your coursework or research projects online from an off-campus location (such as through a proxy server, VPN, or by logging in through your college or university account)?

	Response	Percent
Regularly	588	62.82%
Sometimes	222	23.72%
Rarely	94	10.04%
Never	32	3.42%
	936	100.00%

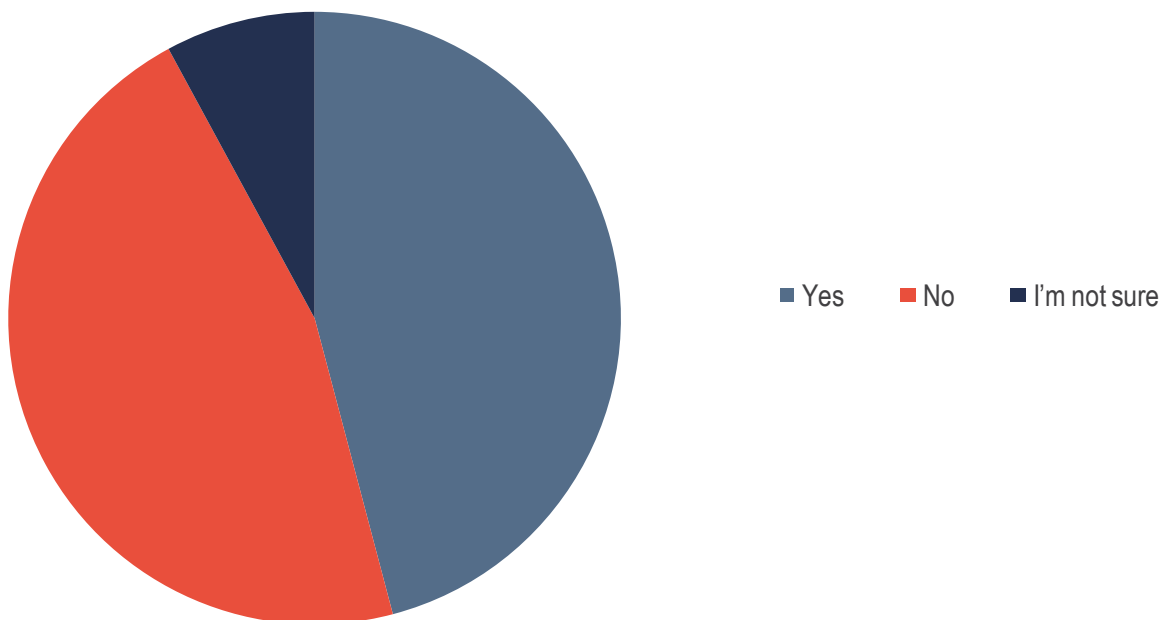


ROL17

Have you ever attended a session, class, or section on how to find information for your coursework or research projects using your campus library's resources?

	Response	Percent
Yes	429	45.88%
No	432	46.20%
I'm not sure	74	7.91%
	935	100.00%

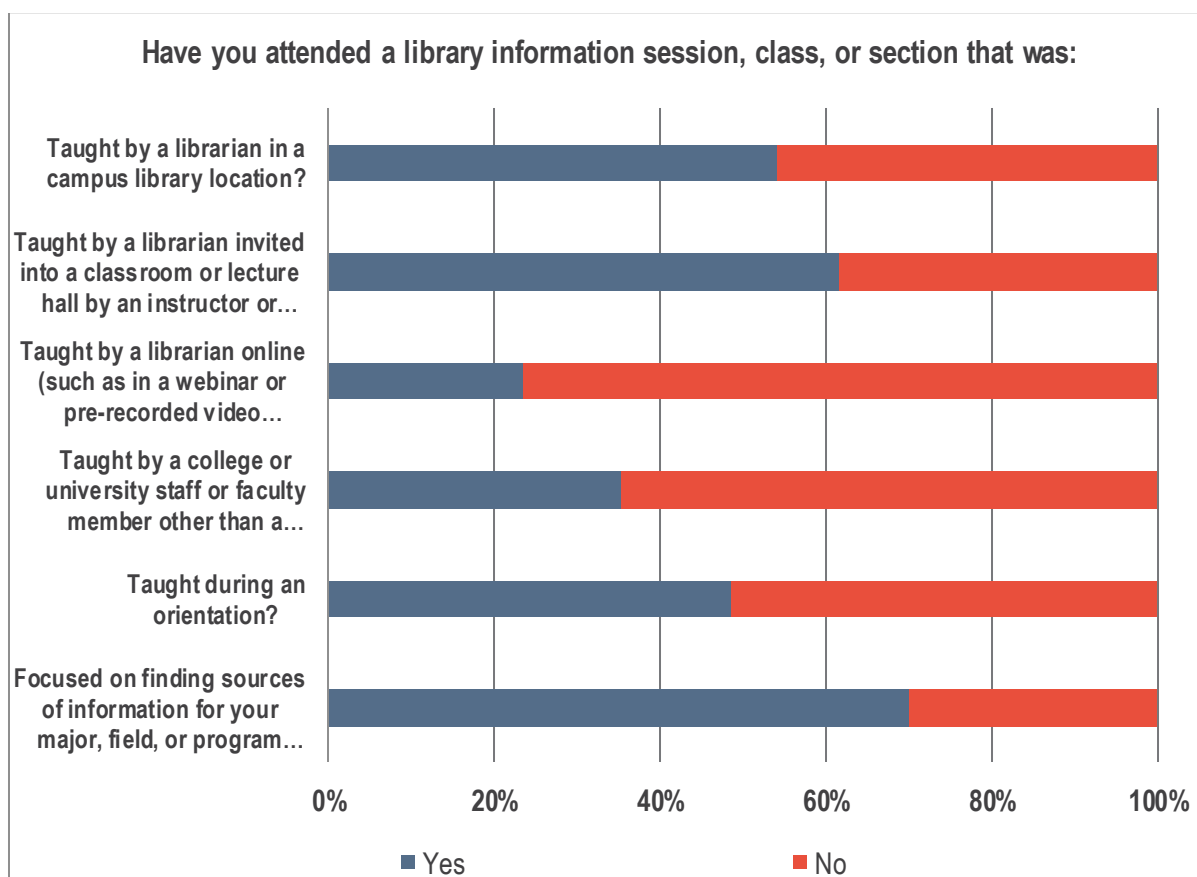
Have you ever attended a session, class, or section on how to find information for your coursework or research projects using your campus library's resources?



ROL18 [Contingent on respondent selecting “Yes” or “I’m not sure” in ROL16]

Have you attended a library information session, class, or section that was (please select “yes” for all that apply):

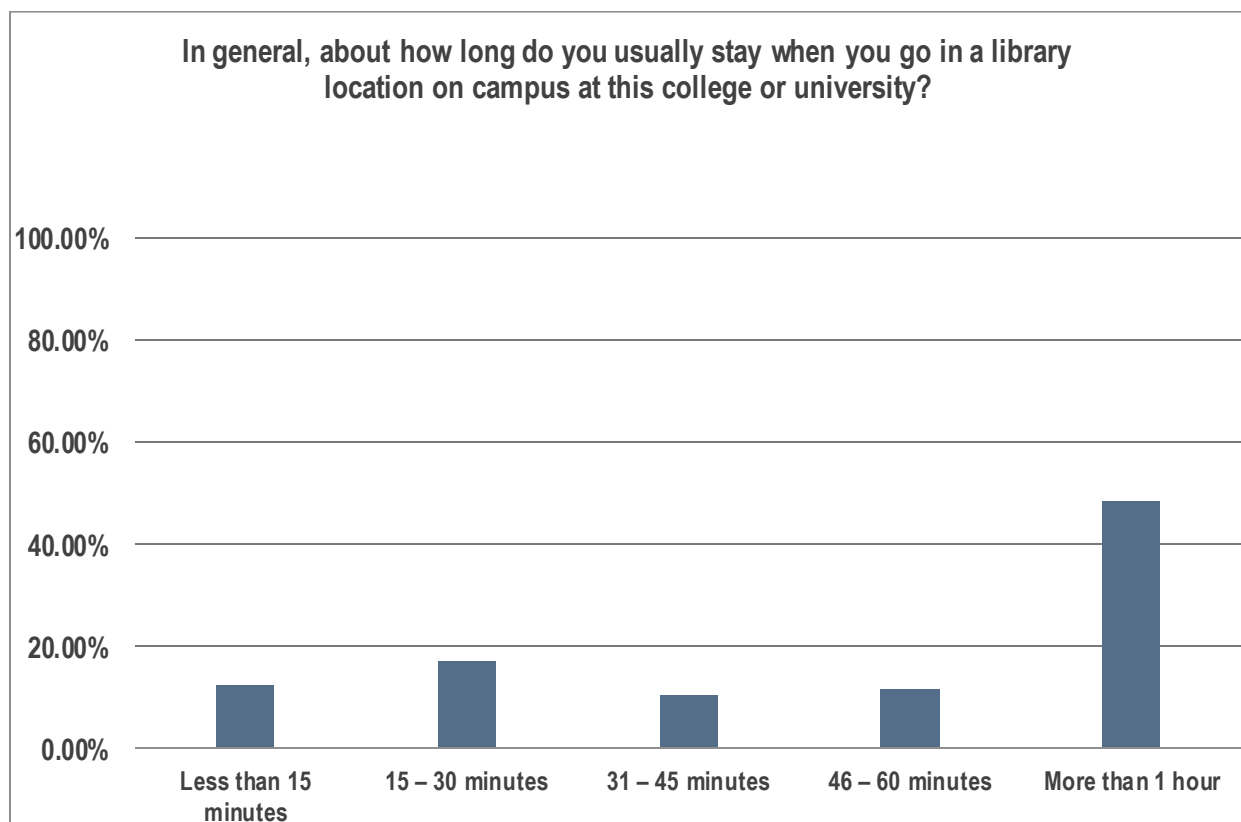
	Yes	No	Response
Taught by a librarian in a campus library location?	54.10%	45.90%	488
Taught by a librarian invited into a classroom or lecture hall by an instructor or professor?	61.48%	38.52%	488
Taught by a librarian online (such as in a webinar or pre-recorded video tutorial)?	23.55%	76.45%	484
Taught by a college or university staff or faculty member other than a librarian?	35.19%	64.81%	486
Taught during an orientation?	48.45%	51.55%	483
Focused on finding sources of information for your major, field, or program of study?	70.00%	30.00%	490



ROL19 [Contingent on respondent having been inside a library location on campus]

In general, about how long do you usually stay when you go in a library location on campus at this college or university? If you are currently employed in a campus library, please do not include work hours when answering this question.

	Response	Percent
Less than 15 minutes	99	12.36%
15 – 30 minutes	138	17.23%
31 – 45 minutes	83	10.36%
46 – 60 minutes	93	11.61%
More than 1 hour	388	48.44%
	801	100.00%



Library Space Planning

LS1 [Contingent on ROL12]

How often do you do the following activities inside a campus library location at this college or university?

LS2 [Contingent on ROL12]

How often do you use physical resources inside a campus library location at this college or university (such as physical copies of books, images or journal articles in the library's collection, or historical documents in a special collection or archive)?

LS3 [Contingent on ROL12]

In general, how spacious or confined do you find the campus library location that you visit most often?

LS4 [Contingent on ROL12]

Overall, how satisfied or dissatisfied are you with each of the following aspects of the campus library location that you visit most often?

LS5 [Contingent on ROL12]

In general, how easy or difficult would you say it is to find a space in a campus library location to do each of the following activities?

Please read the following statements and tell us whether you strongly agree with the statement, agree, somewhat agree, neither agree nor disagree, somewhat disagree, disagree, or strongly disagree.

LS6 [Contingent on ROL12]

I enjoy studying or working on coursework or research projects in a campus library location more than in any other type of campus building

LS7 [Contingent on ROL12]

I would prefer to spend more time in a campus library location if I could

LS8 [Contingent on ROL12]

When I am in a campus library location, I feel that I belong

LS9 [Contingent on ROL12]

I feel motivated to do coursework or work on research projects when I am in a campus library location

LS10 [Contingent on ROL12]

The time I spend in a campus library location could just as easily be spent somewhere else on campus

LS11 [Contingent on ROL12]

I know where to ask for help when I have any questions about using technological, digital, or online tools

LS12 [Contingent on ROL12]

I know where to ask for help when I have any questions about finding information or resources for my coursework

LS13 [Contingent on ROL12]

I know where to ask for help when I have any questions about finding information or resources for my research projects

How useful is it to you personally that your campus library provides each of the services listed below? Or, if one or more of the services are not currently provided, please tell us how useful it would be to you personally if your campus library were to provide the service(s).

LS14

A space or spaces in the library where students are able to study

LS15

A space or spaces in the library where students are able to socialize

LS16

Good snacks, food, or drinks available in the library location

LS17

An archive or collection of historical documents or records in the library to use for my coursework or research projects

LS18

An e-reserve or online system for accessing readings assigned by my instructors

LS19

Computers to use for my coursework or research projects

LS20

Printers to use for my coursework or research projects

LS21

Digital media commons or a makerspace to use for creating or improving digital media projects (such as presentations, 3d printing, digital video, digital images, web sites or pages, digital audio, data visualization, etc.)

LS22

Software or computer applications to use for my coursework or research projects (such as statistical analysis programs, Word/Excel/PowerPoint, Internet browsers, etc.)

LS23

How convenient or inconvenient for you is the location of the campus library location that you visit most often?

LS24

How convenient or inconvenient for you are the hours that the campus library location that you visit most often is open?

LS25

In general, how safe or unsafe do you feel during daylight hours when going to or from the campus library location that you visit most often?

LS26

In general, how safe or unsafe do you feel after dark or at nighttime when going to or from the campus library location that you visit most often?

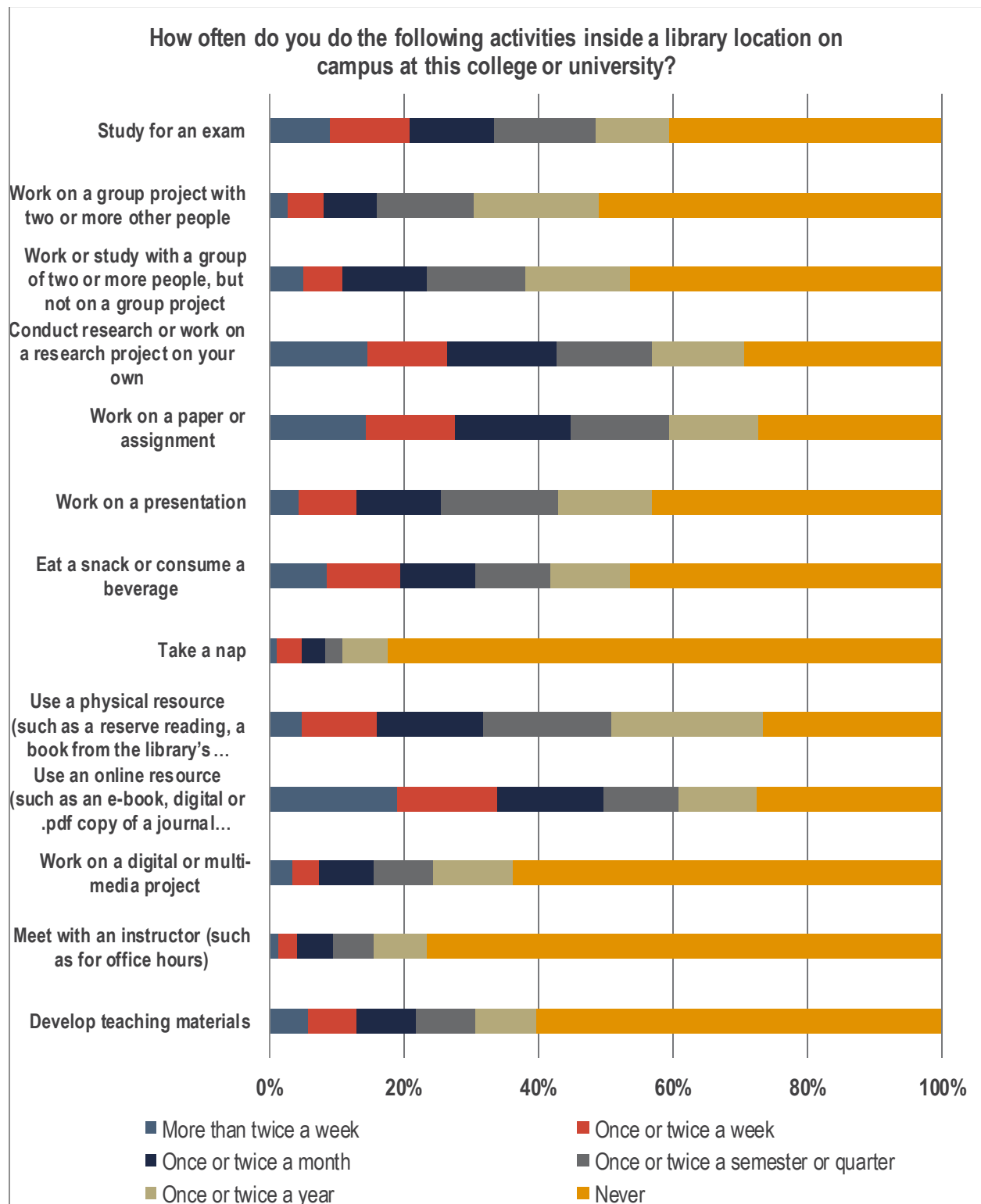
LS1 [Contingent on ROL12]

How often do you do the following activities inside a library location on campus at this college or university?

	More than twice a week	Once or twice a week	Once or twice a month	Once or twice a semester or quarter	Once or twice a year	Never	Response
Study for an exam	9.05%	11.81%	12.56%	15.08%	11.06%	40.45%	398
Work on a group project with two or more other people	2.77%	5.29%	8.06%	14.36%	18.64%	50.88%	397
Work or study with a group of two or more people, but not on a group project	5.00%	6.00%	12.50%	14.50%	15.75%	46.25%	400
Conduct research or work on a research project on your own	14.54%	12.03%	16.29%	14.04%	13.78%	29.32%	399
Work on a paper or assignment	14.50%	13.25%	17.00%	14.75%	13.25%	27.25%	400
Work on a presentation	4.52%	8.54%	12.56%	17.34%	14.07%	42.96%	398
Eat a snack or consume a beverage	8.48%	10.97%	11.22%	11.22%	11.72%	46.38%	401
Take a nap	1.26%	3.52%	3.52%	2.51%	6.78%	82.41%	398
Use a physical resource (such as a reserve reading, a book from the library's stacks, etc.)	4.76%	11.28%	15.79%	19.05%	22.56%	26.57%	399
Use an online resource (such as an e-book, digital or .pdf copy of a journal article, etc.)	19.05%	14.79%	15.79%	11.28%	11.53%	27.57%	399
Work on a digital or multi-media project	3.51%	4.01%	8.02%	8.77%	12.03%	63.66%	399
Meet with an instructor (such as for office hours)	1.50%	2.76%	5.26%	6.02%	8.02%	76.44%	399
Develop teaching materials	5.83%	7.28%	8.74%	8.74%	9.22%	60.19%	206

LS1 [Contingent on ROL12]

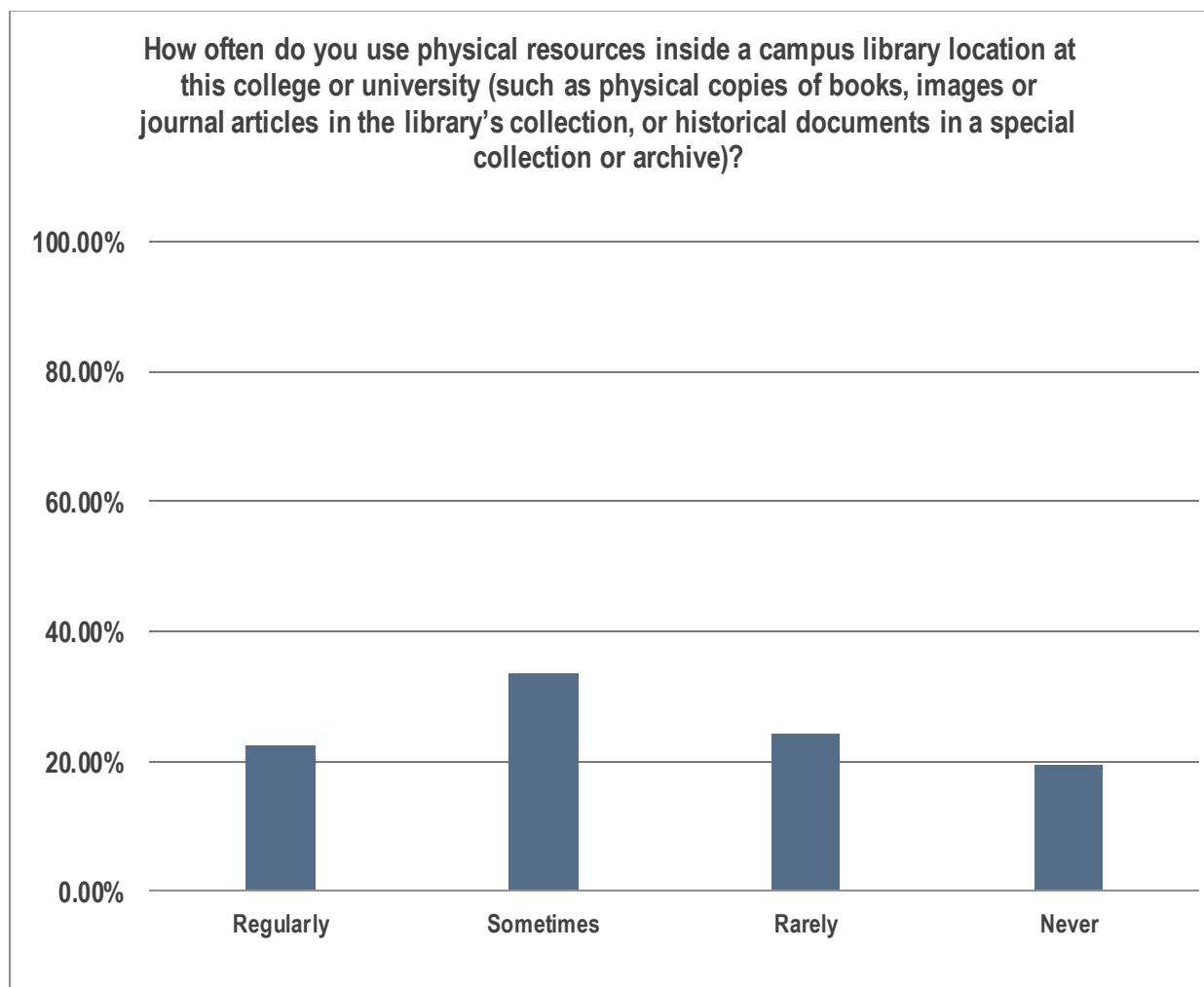
How often do you do the following activities inside a library location on campus at this college or university?



LS2 [Contingent on ROL12]

How often do you use physical resources inside a campus library location at this college or university (such as physical copies of books, images or journal articles in the library's collection, or historical documents in a special collection or archive)?

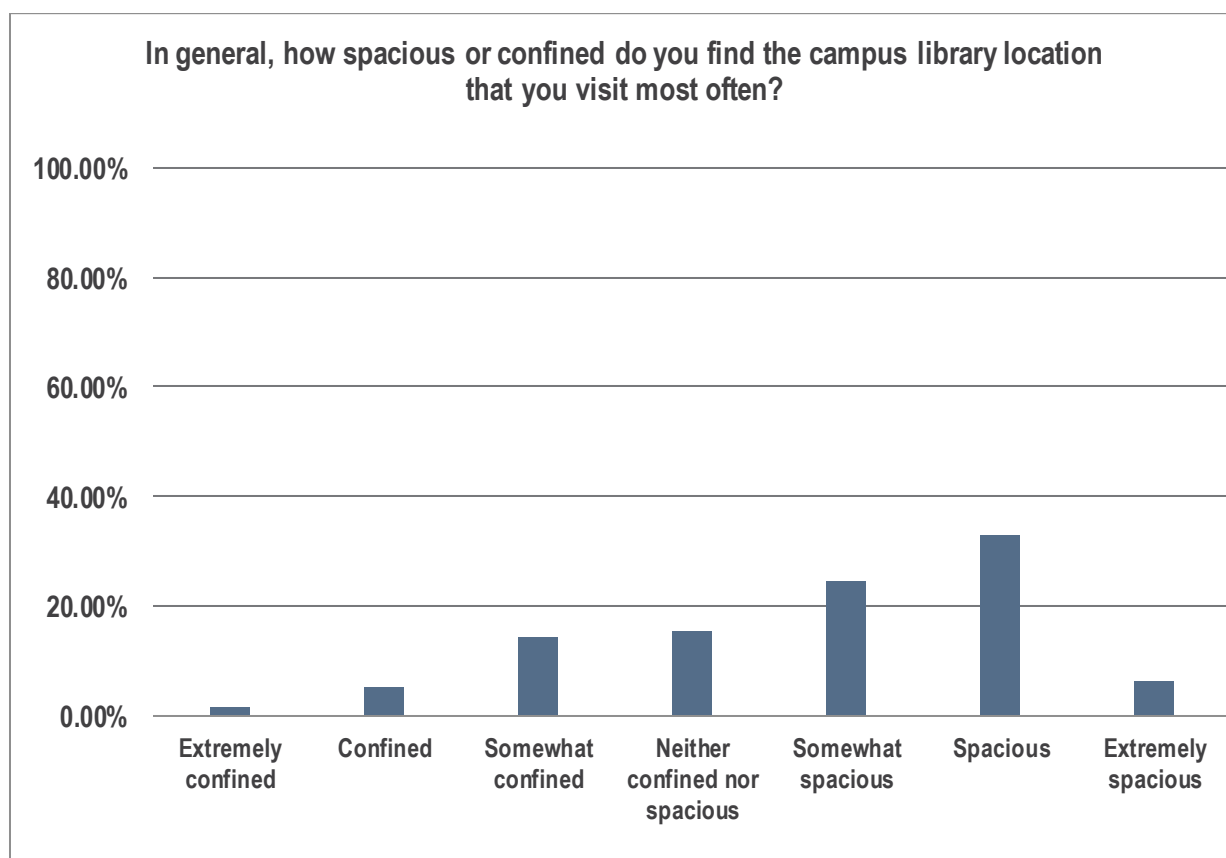
	Response	Percent
Regularly	80	22.60%
Sometimes	119	33.62%
Rarely	86	24.29%
Never	69	19.49%
	354	100.00%



LS3 [Contingent on ROL12]

In general, how spacious or confined do you find the campus library location that you visit most often?

	Response	Percent
Extremely confined	6	1.53%
Confined	20	5.10%
Somewhat confined	56	14.29%
Neither confined nor spacious	61	15.56%
Somewhat spacious	96	24.49%
Spacious	129	32.91%
Extremely spacious	24	6.12%
	392	100.00%



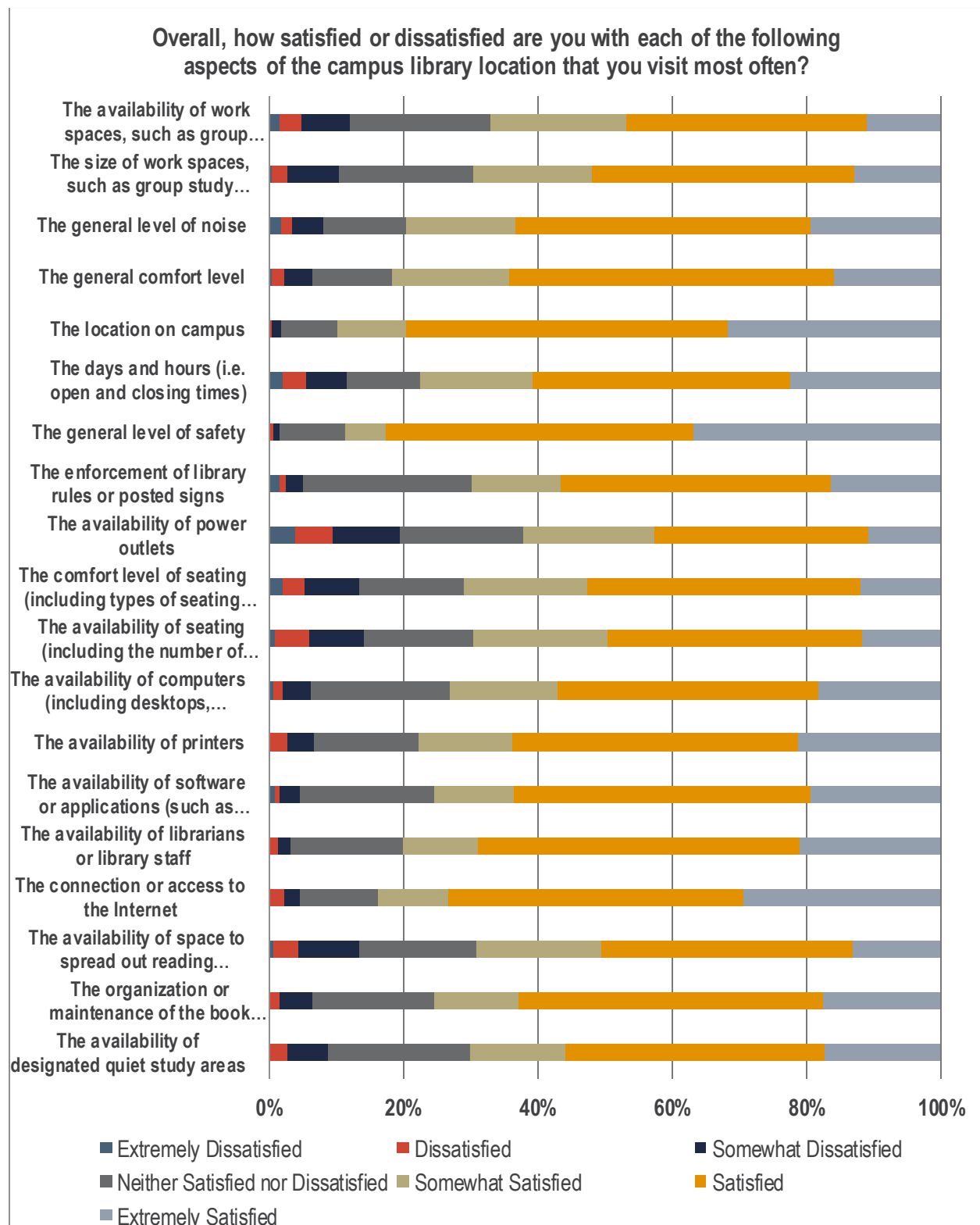
LS4 [Contingent on ROL12]

Overall, how satisfied or dissatisfied are you with each of the following aspects of the campus library location that you visit most often?

	Extremely Dissatisfied	Dissatisfied	Somewhat Dissatisfied	Neither Satisfied nor Dissatisfied	Somewhat Satisfied	Satisfied	Extremely Satisfied	Response
The availability of work spaces, such as group study areas, carrels, or reserved rooms	1.55%	3.37%	7.25%	20.73%	20.21%	36.01%	10.88%	386
The size of work spaces, such as group study areas, carrels, or reserved rooms	0.52%	2.33%	7.49%	20.16%	17.57%	39.02%	12.92%	387
The general level of noise	1.79%	1.79%	4.60%	12.28%	16.37%	43.73%	19.44%	391
The general comfort level	0.51%	1.79%	4.10%	12.05%	17.44%	48.21%	15.90%	390
The location on campus		0.51%	1.28%	8.44%	10.23%	47.83%	31.71%	391
The days and hours (i.e. open and closing times)	2.05%	3.59%	5.90%	11.03%	16.67%	38.46%	22.31%	390
The general level of safety	0.26%	0.51%	0.77%	9.74%	6.15%	45.90%	36.67%	390
The enforcement of library rules or posted signs	1.55%	1.03%	2.58%	25.00%	13.40%	40.21%	16.24%	388
The availability of power outlets	3.86%	5.66%	10.03%	18.25%	19.54%	31.88%	10.80%	389
The comfort level of seating (including types of seating such as chairs, desks, workstations, couches, etc.)	2.06%	3.34%	7.97%	15.68%	18.25%	40.87%	11.83%	389
The availability of seating (including the number of available seating options or places to study or work)	1.02%	5.12%	7.93%	16.37%	19.95%	37.85%	11.76%	391
The availability of computers (including desktops, laptops, etc.)	0.78%	1.29%	4.13%	20.67%	16.02%	39.02%	18.09%	387
The availability of printers	0.26%	2.58%	3.88%	15.50%	13.95%	42.64%	21.19%	387
The availability of software or applications (such as statistical analysis programs, Word/Excel/PowerPoint, Internet browsers, etc.)	1.03%	0.52%	3.09%	20.10%	11.86%	44.07%	19.33%	388
The availability of librarians or library staff	0.26%	1.03%	2.05%	16.67%	11.03%	47.95%	21.03%	390
The connection or access to the Internet		2.33%	2.33%	11.63%	10.34%	43.93%	29.46%	387
The availability of space to spread out reading materials or personal belongings	0.77%	3.60%	9.00%	17.48%	18.77%	37.28%	13.11%	389
The organization or maintenance of the book storage areas (i.e. the stacks)	0.26%	1.28%	4.87%	18.21%	12.56%	45.38%	17.44%	390
The availability of designated quiet study areas	0.26%	2.58%	5.93%	21.13%	14.18%	38.66%	17.27%	388

LS4 [Contingent on ROL12]

Overall, how satisfied or dissatisfied are you with each of the following aspects of the campus library location that you visit most often?



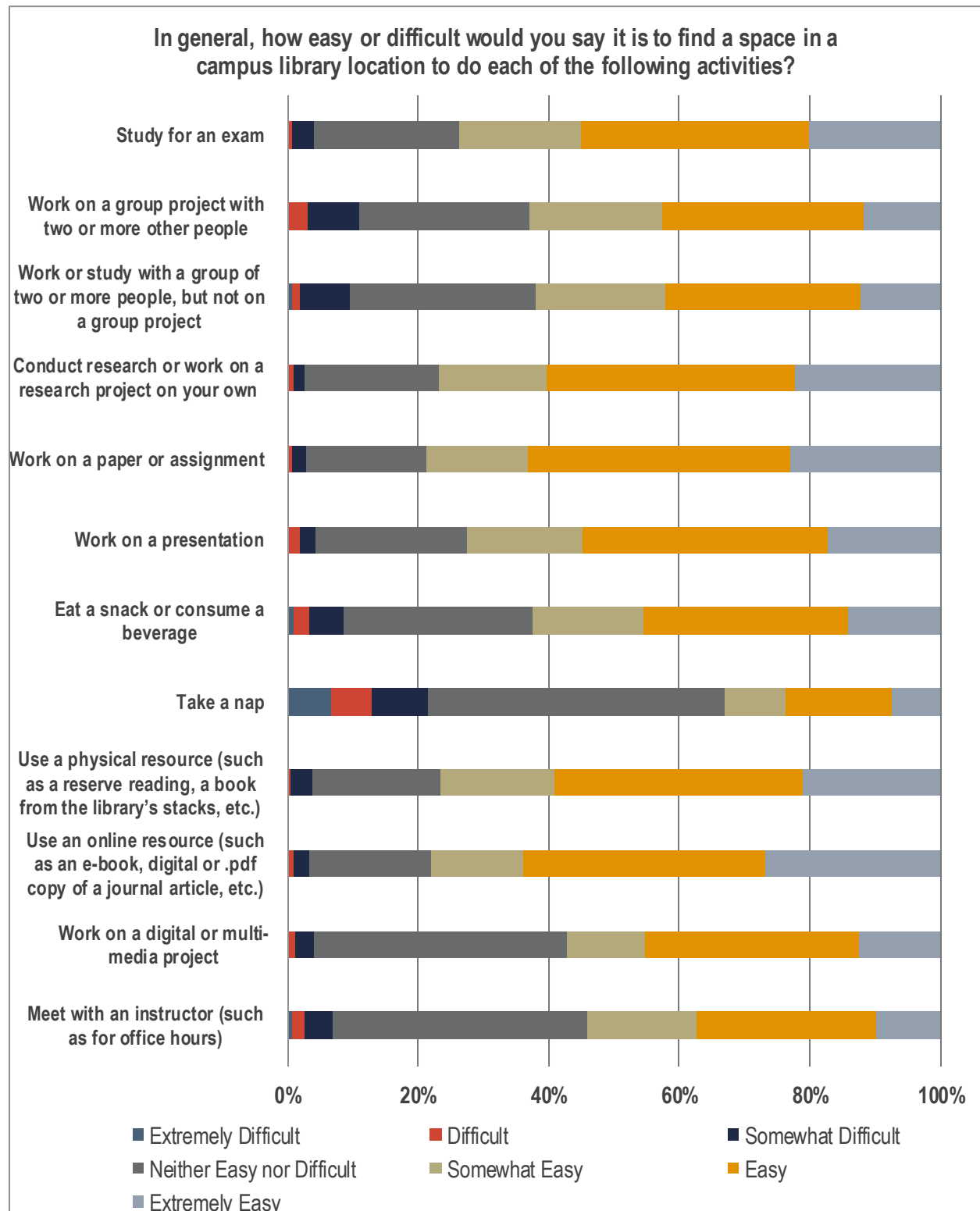
LS5 [Contingent on ROL12]

In general, how easy or difficult would you say it is to find a space in a campus library location to do each of the following activities?

	Extremely Difficult	Difficult	Somewhat Difficult	Neither Easy nor Difficult	Somewhat Easy	Easy	Extremely Easy	Response
Study for an exam	0.26%	0.52%	3.36%	22.22%	18.60%	34.88%	20.16%	387
Work on a group project with two or more other people	0.26%	2.87%	7.83%	26.11%	20.37%	30.81%	11.75%	383
Work or study with a group of two or more people, but not on a group project	0.78%	1.04%	7.79%	28.31%	20.00%	29.87%	12.21%	385
Conduct research or work on a research project on your own	0.26%	0.78%	1.56%	20.57%	16.41%	38.02%	22.40%	384
Work on a paper or assignment	0.26%	0.52%	2.07%	18.35%	15.50%	40.31%	23.00%	387
Work on a presentation		1.83%	2.35%	23.24%	17.75%	37.60%	17.23%	383
Eat a snack or consume a beverage	1.04%	2.33%	5.18%	29.02%	16.84%	31.35%	14.25%	386
Take a nap	6.79%	6.01%	8.62%	45.43%	9.40%	16.19%	7.57%	383
Use a physical resource (such as a reserve reading, a book from the library's stacks, etc.)		0.52%	3.36%	19.64%	17.31%	37.98%	21.19%	387
Use an online resource (such as an e-book, digital or .pdf copy of a journal article, etc.)	0.26%	0.78%	2.33%	18.60%	14.21%	36.95%	26.87%	387
Work on a digital or multi-media project	0.26%	1.04%	2.86%	38.54%	11.98%	32.81%	12.50%	384
Meet with an instructor (such as for office hours)	0.79%	1.83%	4.19%	39.01%	16.75%	27.49%	9.95%	382

LS5 [Contingent on ROL12]

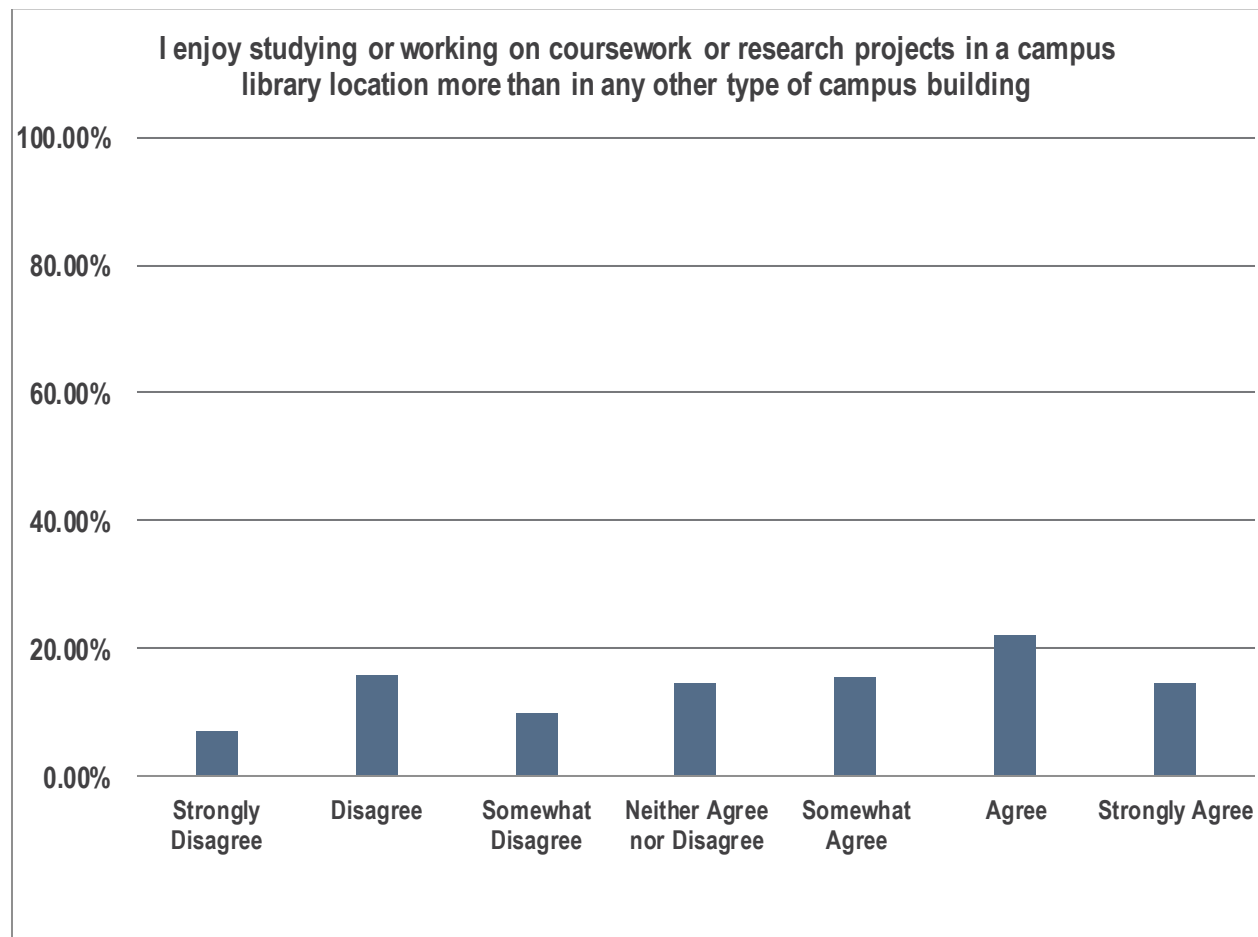
In general, how easy or difficult would you say it is to find a space in a campus library location to do each of the following activities?



LS6 [Contingent on ROL12]

I enjoy studying or working on coursework or research projects in a campus library location more than in any other type of campus building

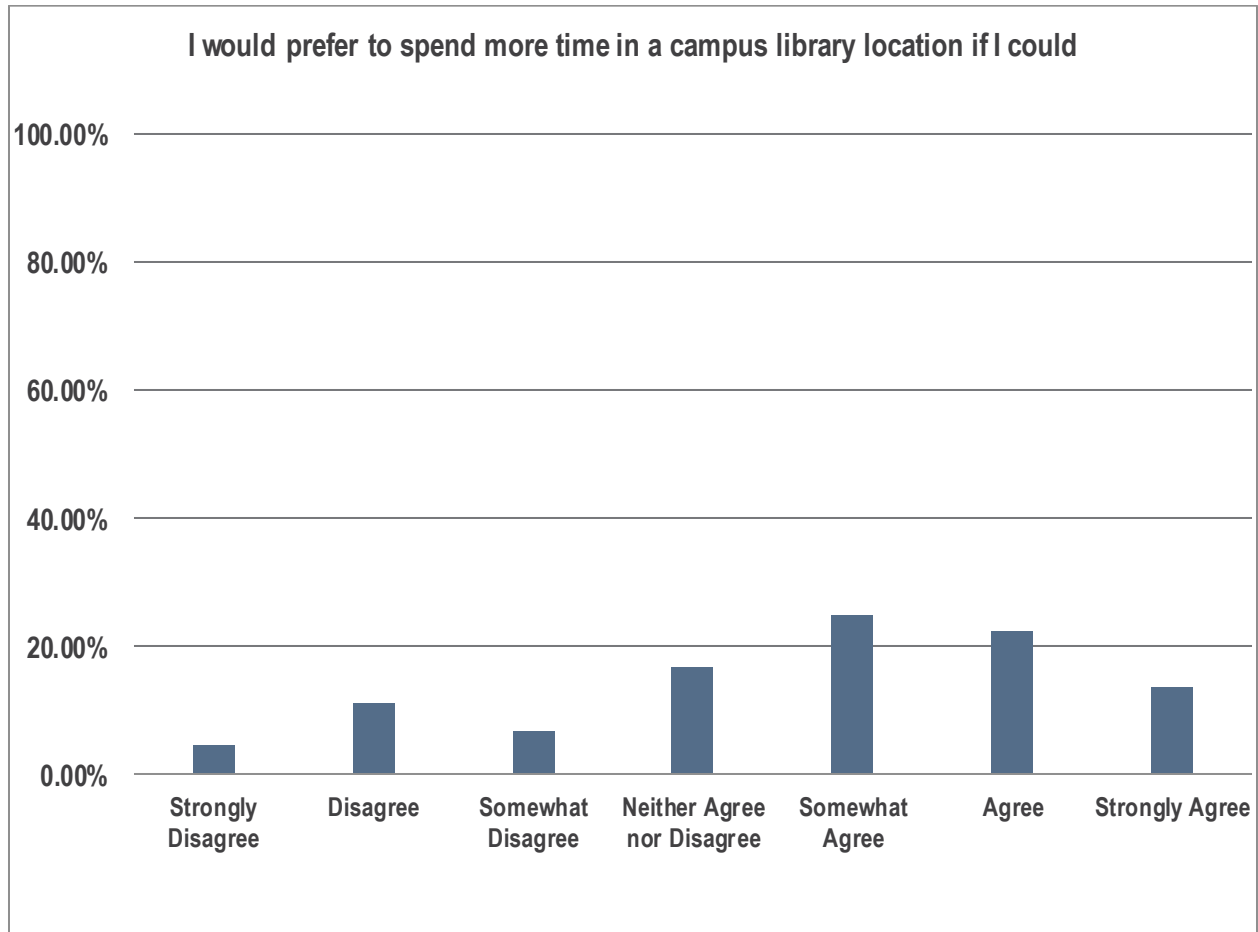
	Response	Percent
Strongly Disagree	28	7.25%
Disagree	61	15.80%
Somewhat Disagree	38	9.84%
Neither Agree nor Disagree	57	14.77%
Somewhat Agree	60	15.54%
Agree	85	22.02%
Strongly Agree	57	14.77%
	386	100.00%



LS7 [Contingent on ROL12]

I would prefer to spend more time in a campus library location if I could

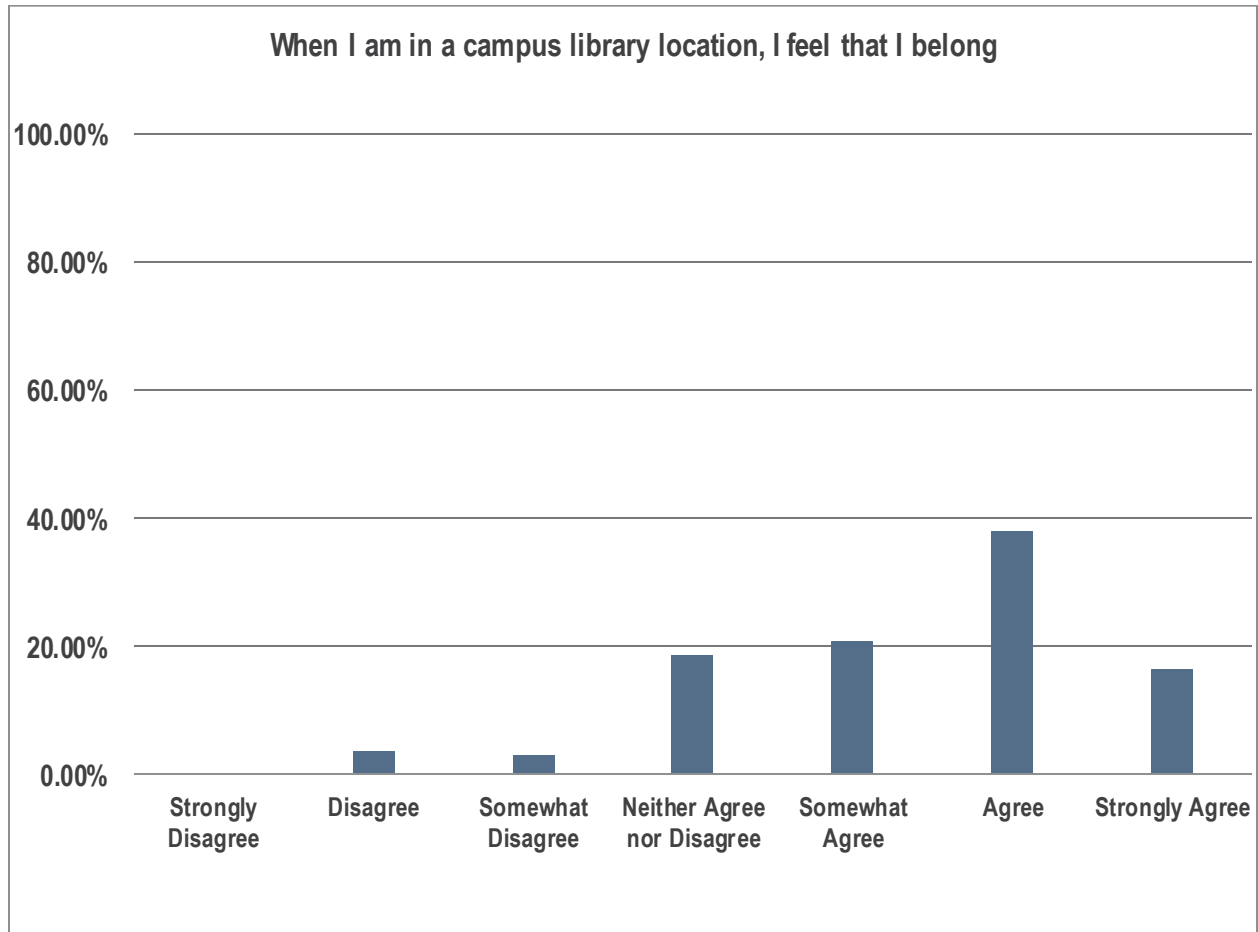
	Response	Percent
Strongly Disagree	18	4.66%
Disagree	43	11.14%
Somewhat Disagree	26	6.74%
Neither Agree nor Disagree	64	16.58%
Somewhat Agree	96	24.87%
Agree	86	22.28%
Strongly Agree	53	13.73%
	386	100.00%



LS8 [Contingent on ROL12]

When I am in a campus library location, I feel that I belong

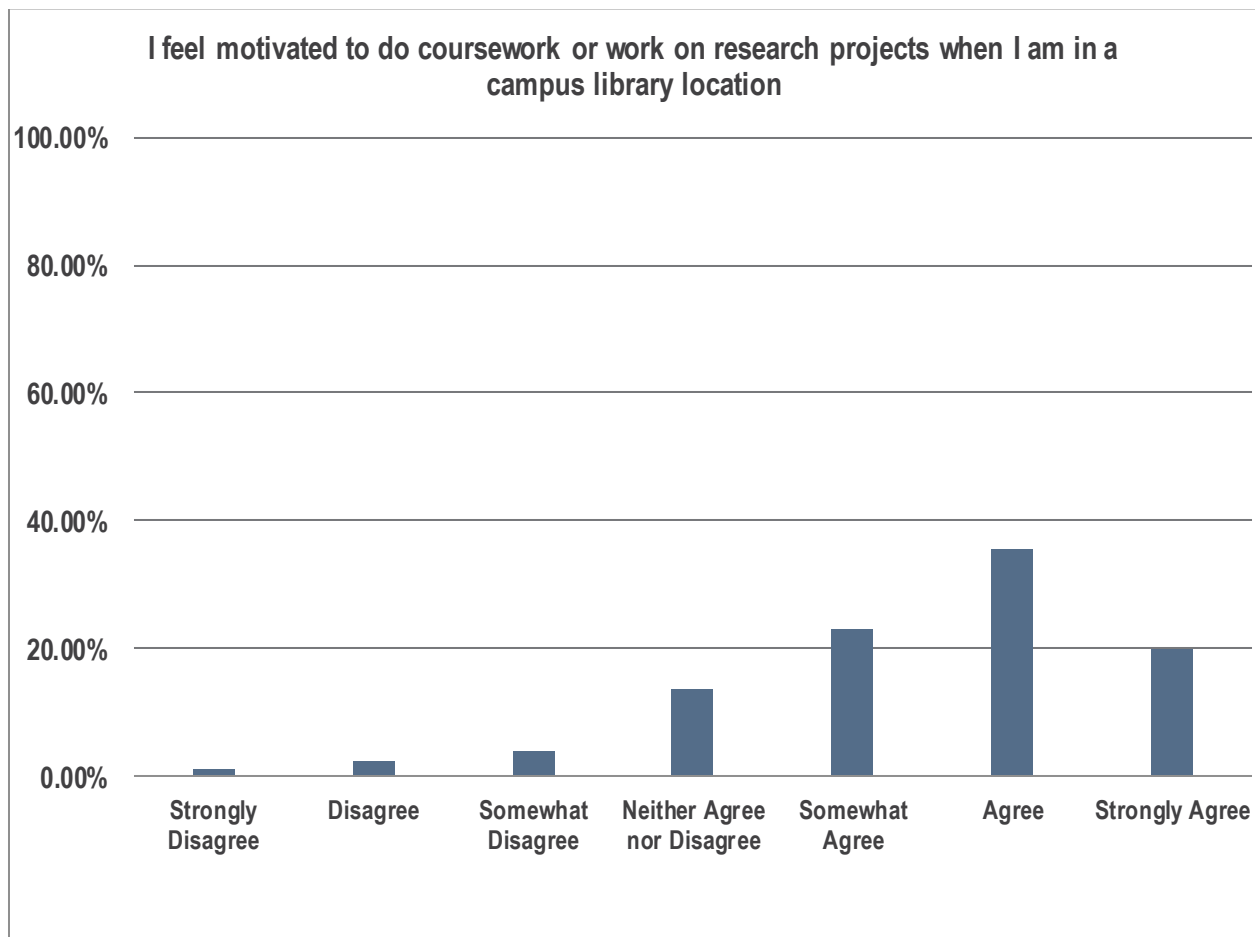
	Response	Percent
Strongly Disagree	0	0.00%
Disagree	14	3.64%
Somewhat Disagree	11	2.86%
Neither Agree nor Disagree	71	18.44%
Somewhat Agree	80	20.78%
Agree	146	37.92%
Strongly Agree	63	16.36%
	385	100.00%



LS9 [Contingent on ROL12]

I feel motivated to do coursework or work on research projects when I am in a campus library location

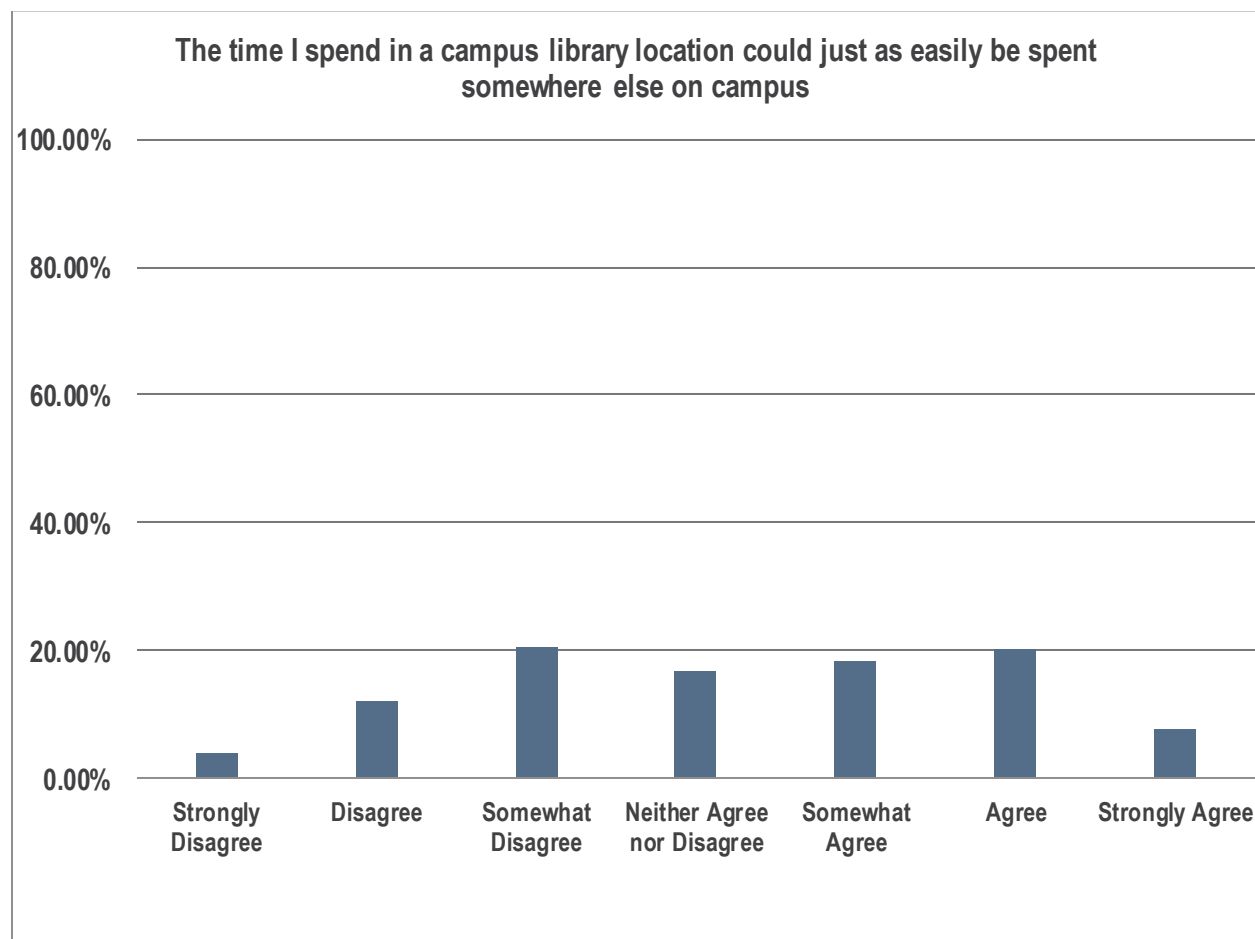
	Response	Percent
Strongly Disagree	5	1.30%
Disagree	10	2.59%
Somewhat Disagree	15	3.89%
Neither Agree nor Disagree	53	13.73%
Somewhat Agree	89	23.06%
Agree	137	35.49%
Strongly Agree	77	19.95%
	386	100.00%



LS10 [Contingent on ROL12]

The time I spend in a campus library location could just as easily be spent somewhere else on campus

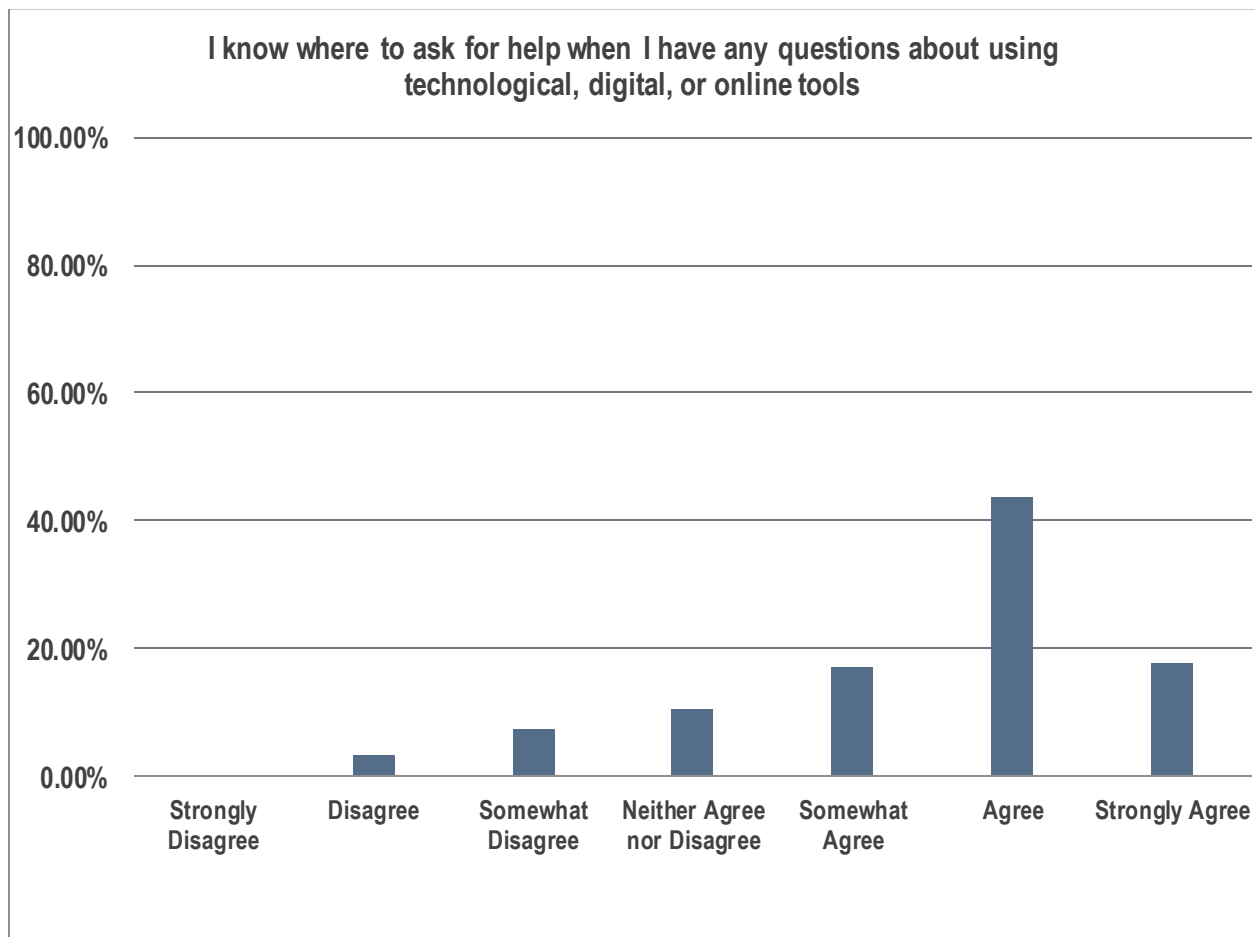
	Response	Percent
Strongly Disagree	15	3.89%
Disagree	47	12.18%
Somewhat Disagree	80	20.73%
Neither Agree nor Disagree	65	16.84%
Somewhat Agree	71	18.39%
Agree	78	20.21%
Strongly Agree	30	7.77%
	386	100.00%



LS11 [Contingent on ROL12]

I know where to ask for help when I have any questions about using technological, digital, or online tools

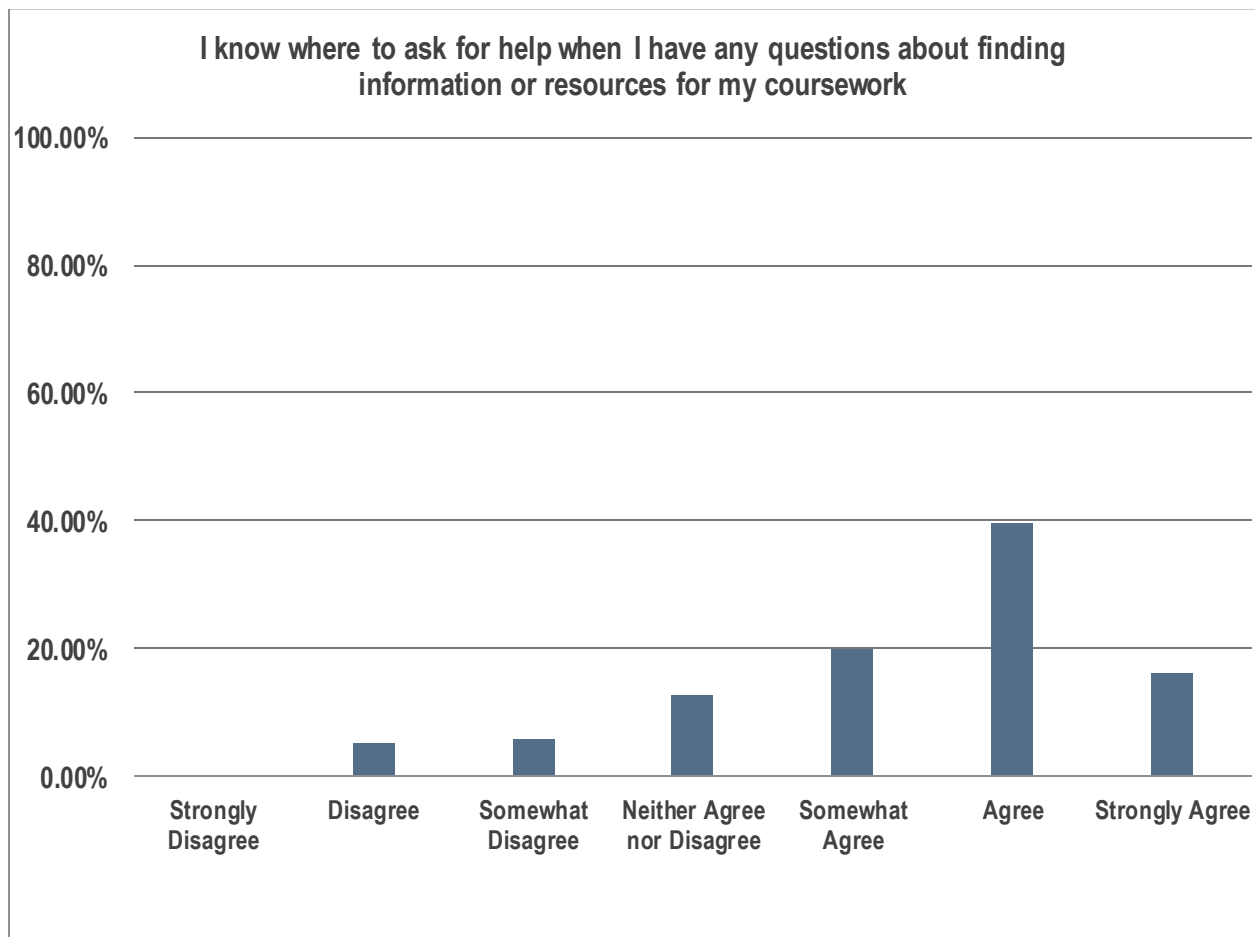
	Response	Percent
Strongly Disagree	0	0.00%
Disagree	13	3.40%
Somewhat Disagree	28	7.33%
Neither Agree nor Disagree	40	10.47%
Somewhat Agree	66	17.28%
Agree	167	43.72%
Strongly Agree	68	17.80%
	382	100.00%



LS12 [Contingent on ROL12]

I know where to ask for help when I have any questions about finding information or resources for my coursework

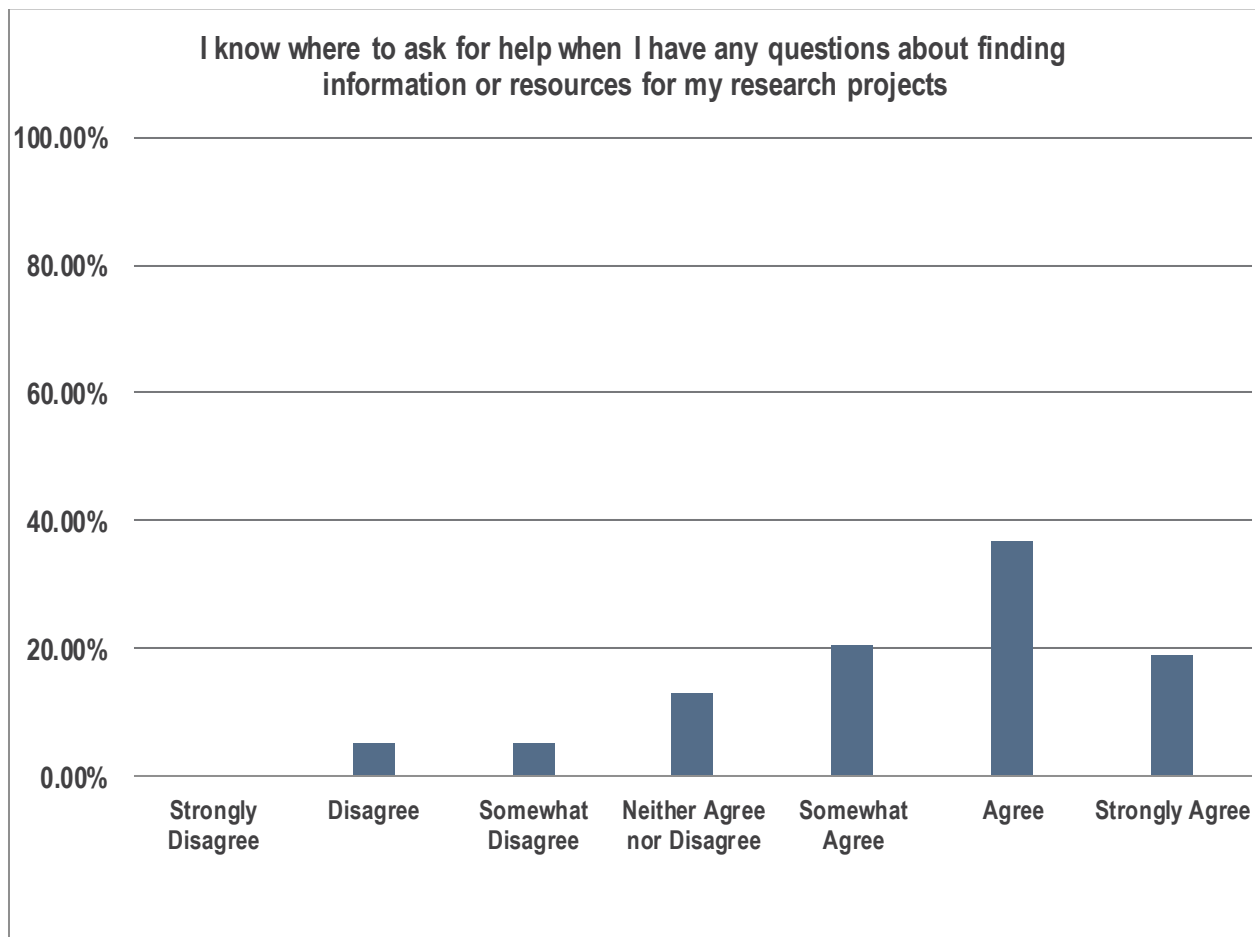
	Response	Percent
Strongly Disagree	1	0.26%
Disagree	20	5.22%
Somewhat Disagree	22	5.74%
Neither Agree nor Disagree	49	12.79%
Somewhat Agree	77	20.10%
Agree	152	39.69%
Strongly Agree	62	16.19%
	383	100.00%



LS13 [Contingent on ROL12]

I know where to ask for help when I have any questions about finding information or resources for my research projects

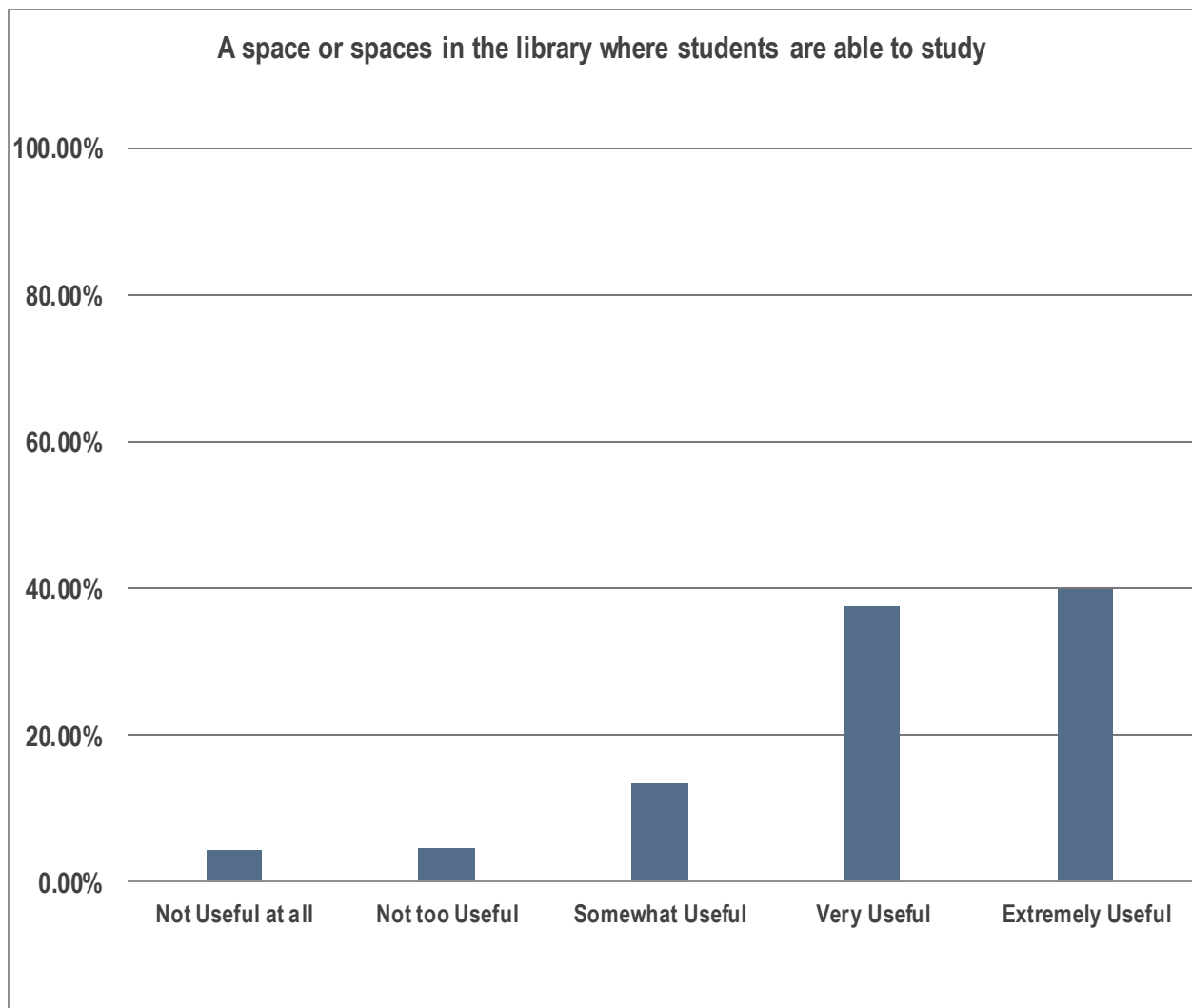
	Response	Percent
Strongly Disagree	0	0.00%
Disagree	20	5.18%
Somewhat Disagree	20	5.18%
Neither Agree nor Disagree	51	13.21%
Somewhat Agree	79	20.47%
Agree	142	36.79%
Strongly Agree	74	19.17%
	386	100.00%



LS14

A space or spaces in the library where students are able to study

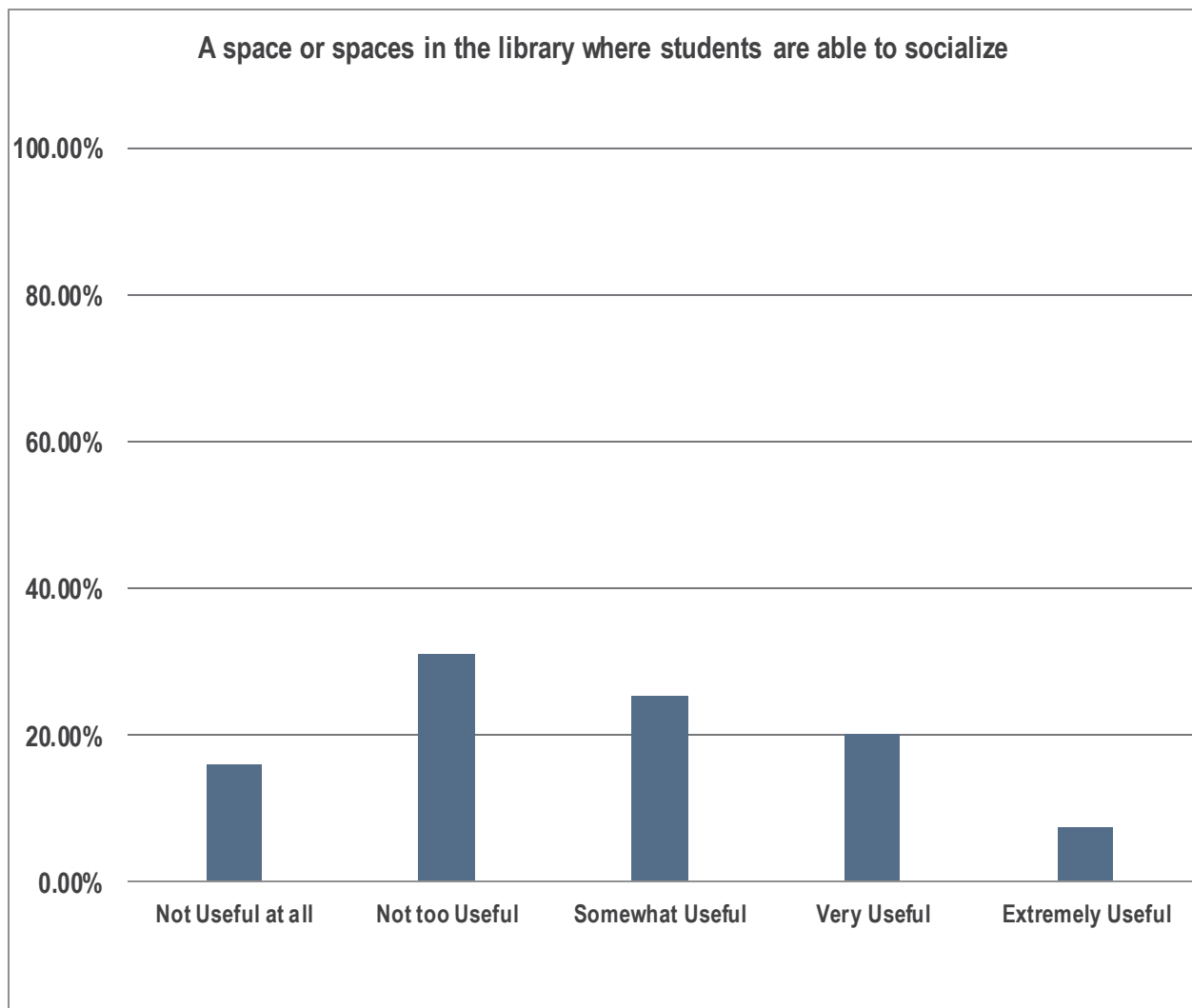
	Response	Percent
Not Useful at all	20	4.44%
Not too Useful	21	4.67%
Somewhat Useful	60	13.33%
Very Useful	169	37.56%
Extremely Useful	180	40.00%
	450	100.00%



LS15

A space or spaces in the library where students are able to socialize

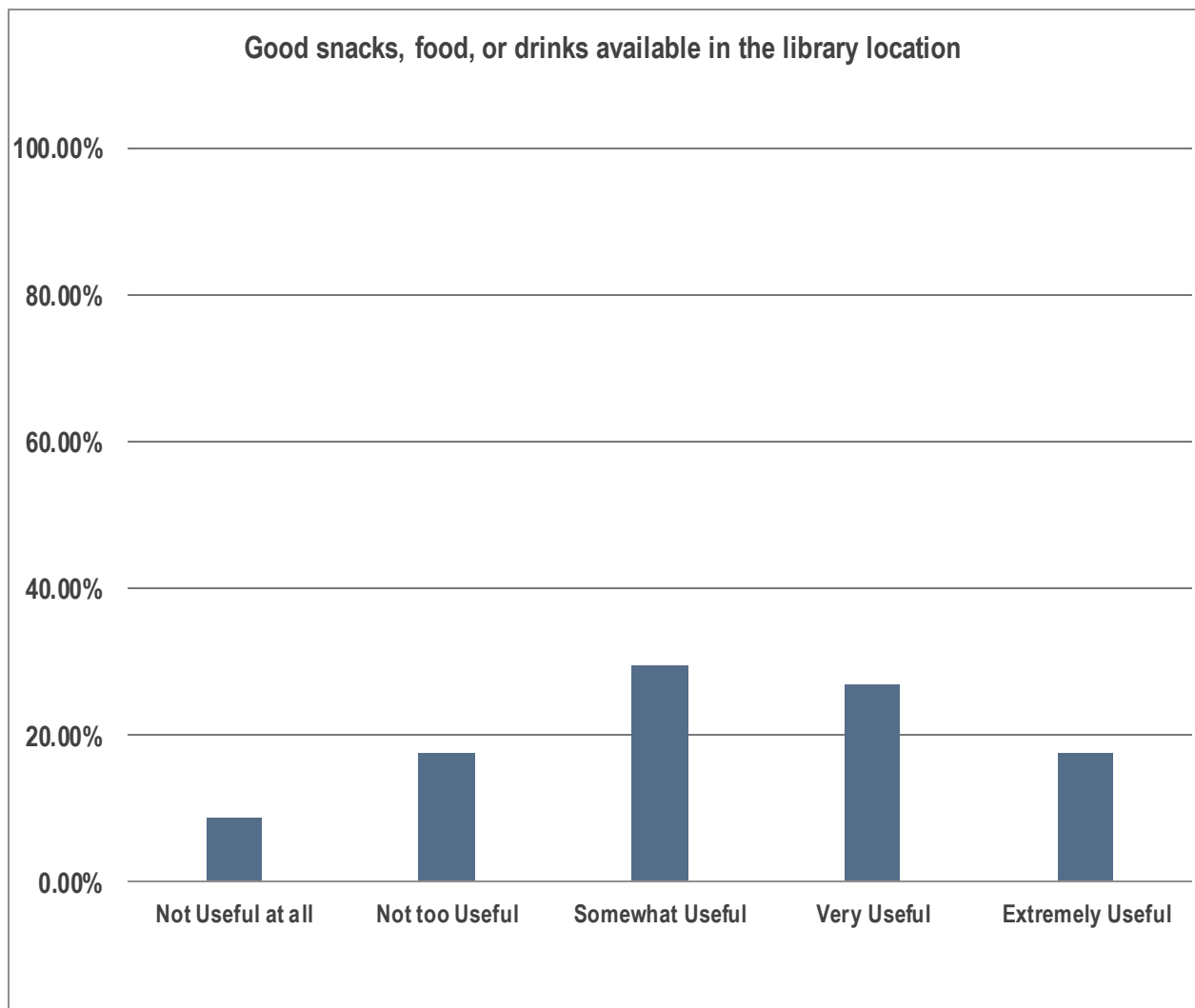
	Response	Percent
Not Useful at all	72	16.07%
Not too Useful	139	31.03%
Somewhat Useful	114	25.45%
Very Useful	90	20.09%
Extremely Useful	33	7.37%
	448	100.00%



LS16

Good snacks, food, or drinks available in the library location

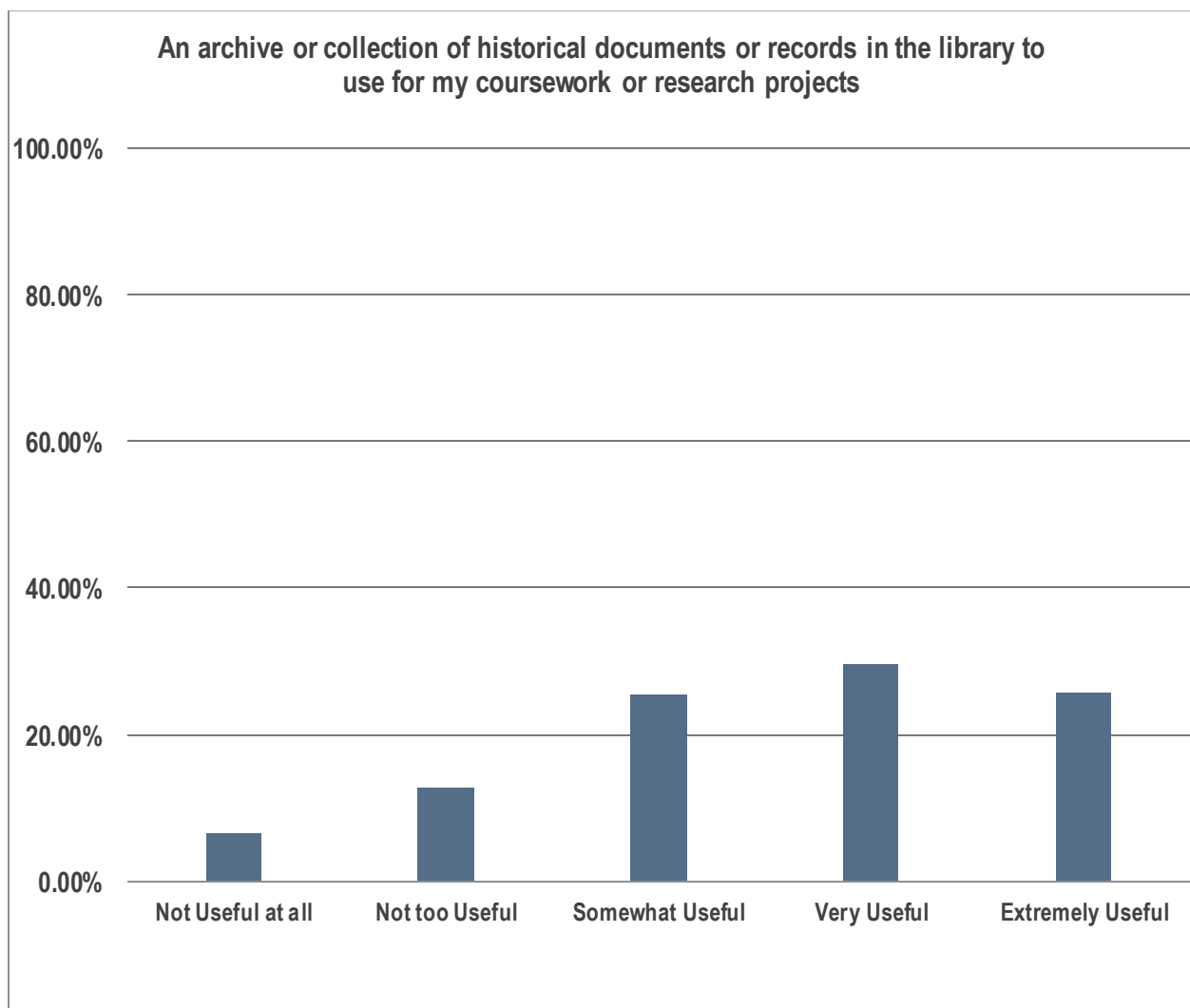
	Response	Percent
Not Useful at all	39	8.72%
Not too Useful	78	17.45%
Somewhat Useful	132	29.53%
Very Useful	120	26.85%
Extremely Useful	78	17.45%
	447	100.00%



LS17

An archive or collection of historical documents or records in the library to use for my coursework or research projects

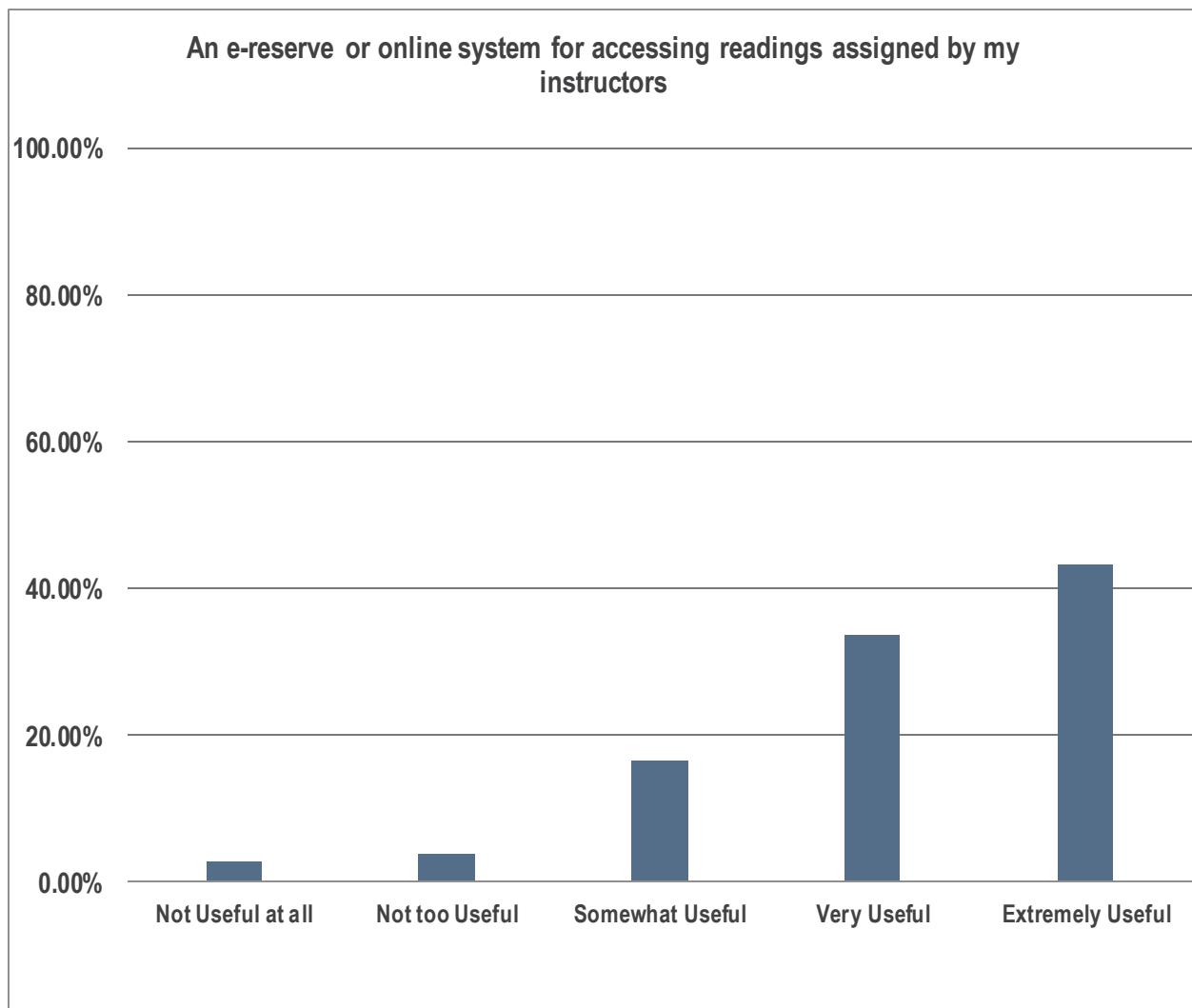
	Response	Percent
Not Useful at all	29	6.43%
Not too Useful	57	12.64%
Somewhat Useful	115	25.50%
Very Useful	134	29.71%
Extremely Useful	116	25.72%
	451	100.00%



LS18

An e-reserve or online system for accessing readings assigned by my instructors

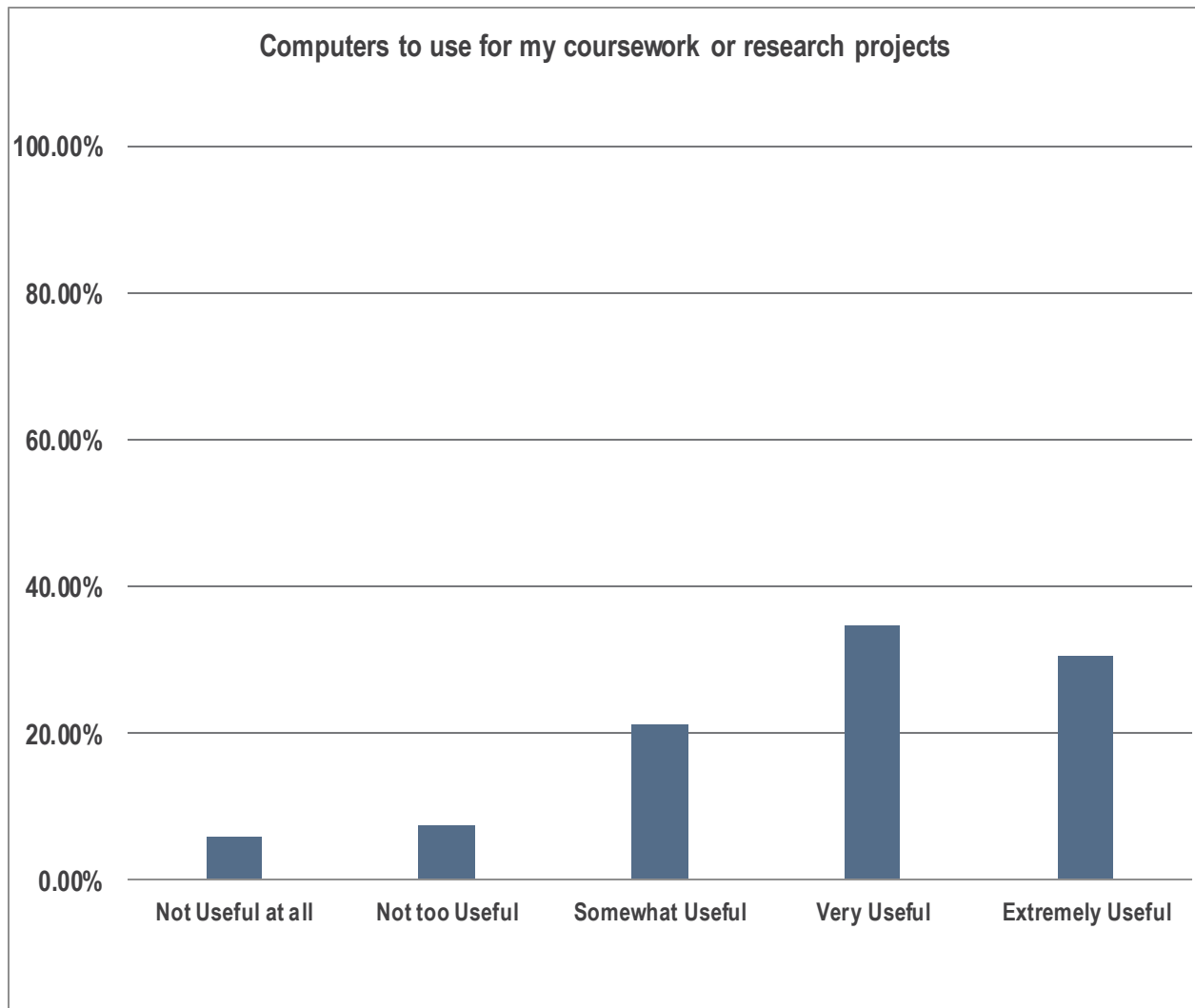
	Response	Percent
Not Useful at all	12	2.67%
Not too Useful	17	3.78%
Somewhat Useful	74	16.44%
Very Useful	152	33.78%
Extremely Useful	195	43.33%
	450	100.00%



LS19

Computers to use for my coursework or research projects

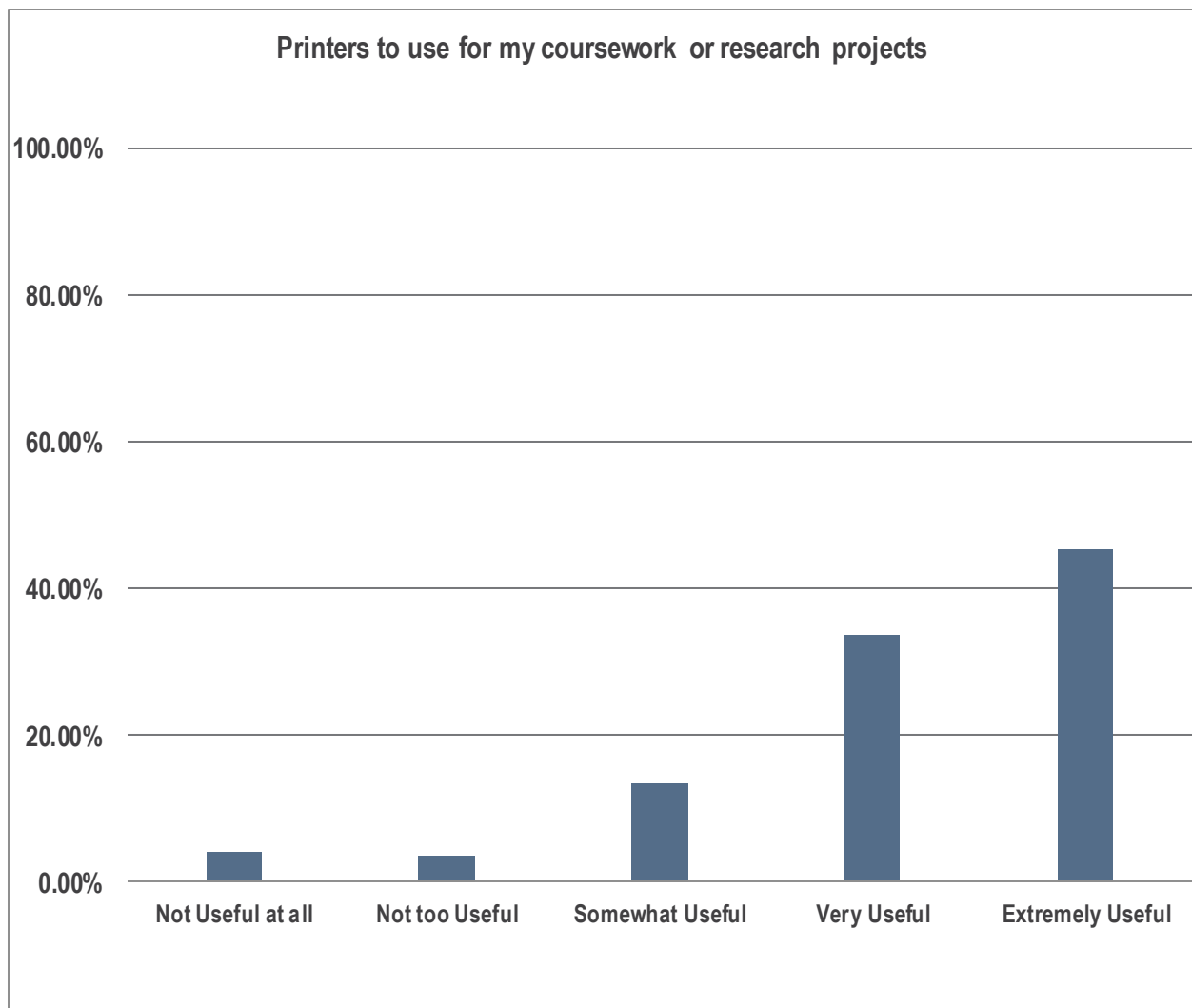
	Response	Percent
Not Useful at all	27	6.00%
Not too Useful	34	7.56%
Somewhat Useful	95	21.11%
Very Useful	156	34.67%
Extremely Useful	138	30.67%
	450	100.00%



LS20

Printers to use for my coursework or research projects

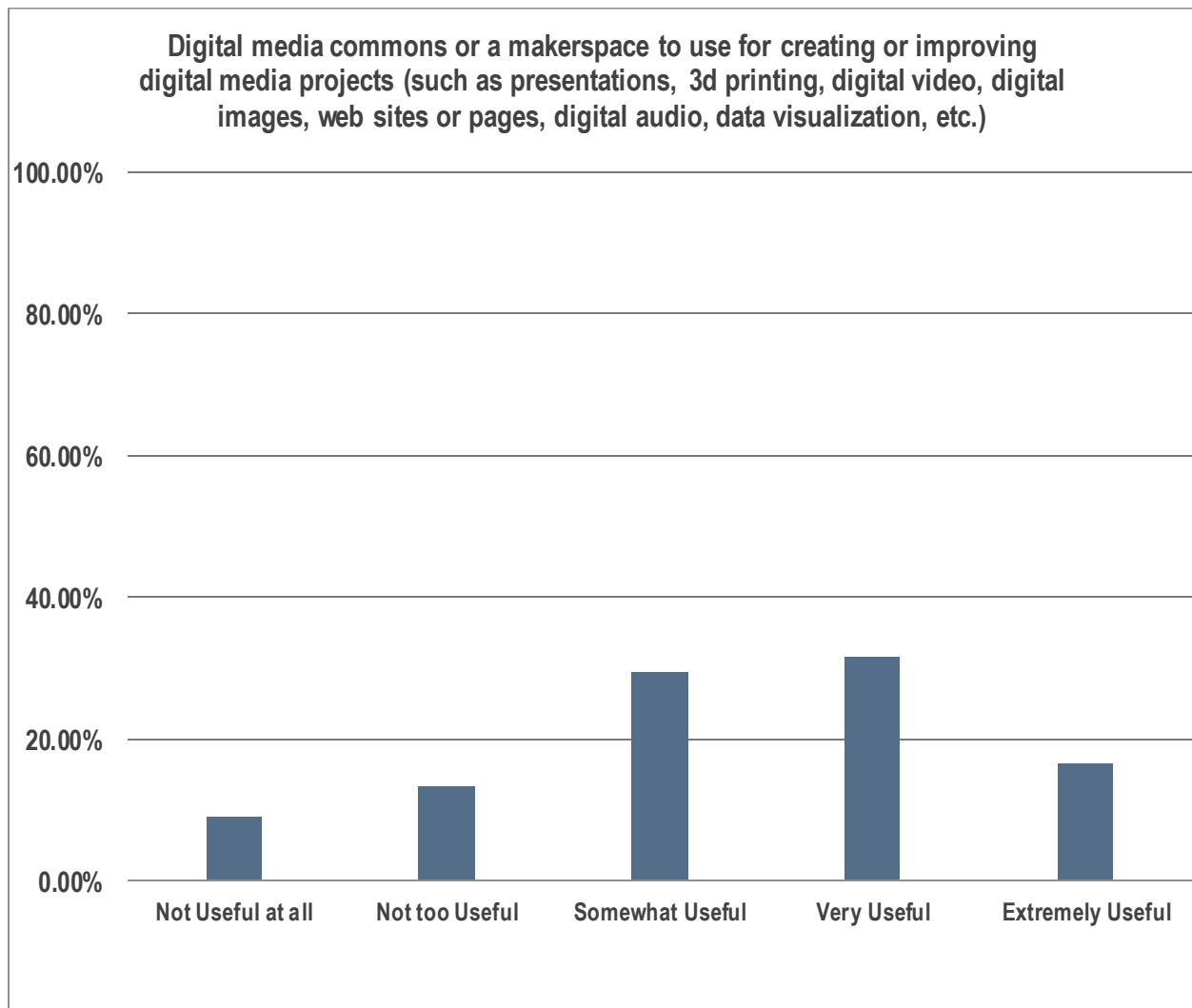
	Response	Percent
Not Useful at all	18	4.02%
Not too Useful	16	3.57%
Somewhat Useful	60	13.39%
Very Useful	151	33.71%
Extremely Useful	203	45.31%
	448	100.00%



LS21

Digital media commons or a makerspace to use for creating or improving digital media projects (such as presentations, 3d printing, digital video, digital images, web sites or pages, digital audio, data visualization, etc.)

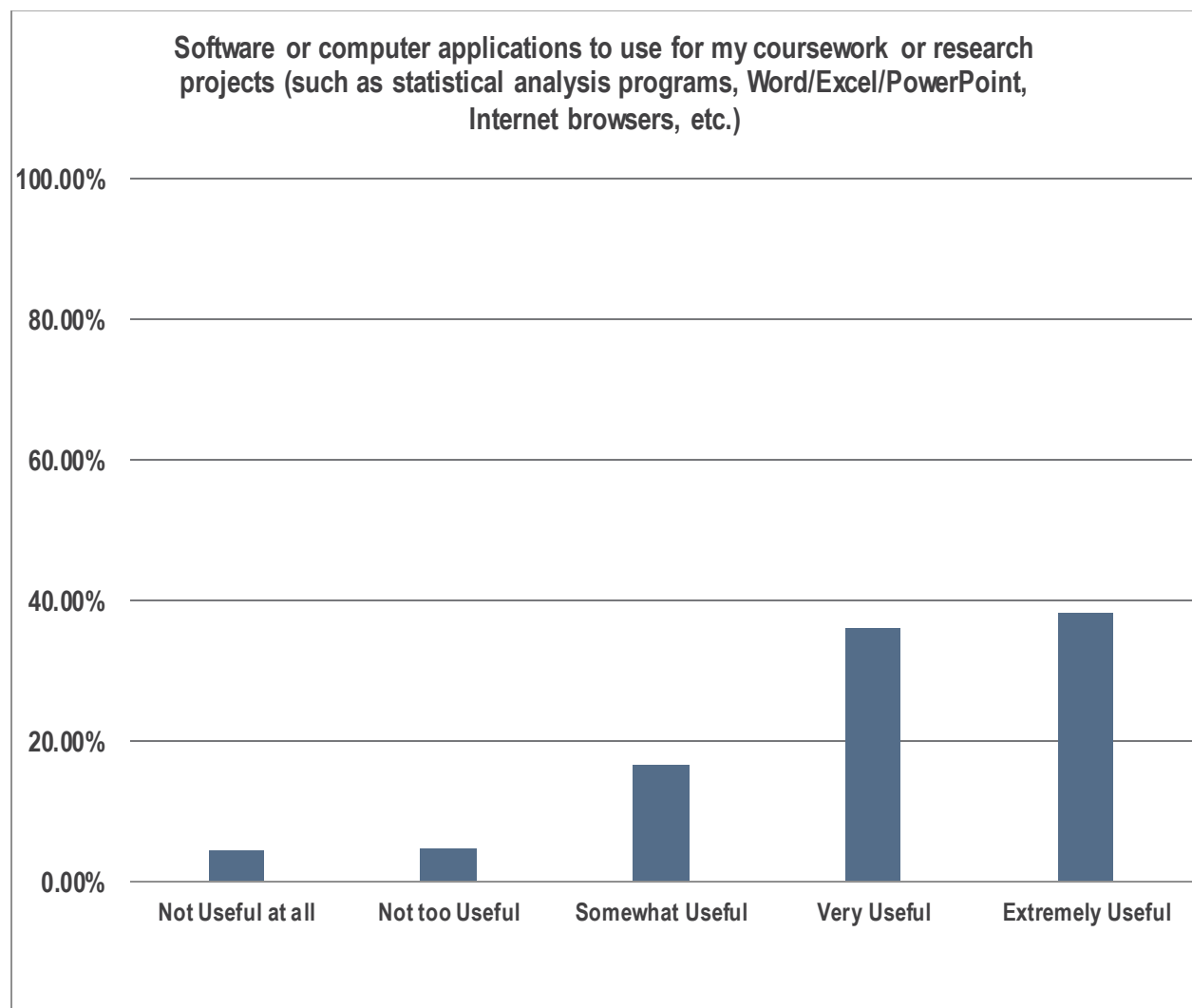
	Response	Percent
Not Useful at all	41	9.11%
Not too Useful	60	13.33%
Somewhat Useful	132	29.33%
Very Useful	142	31.56%
Extremely Useful	75	16.67%
	450	100.00%



LS22

Software or computer applications to use for my coursework or research projects (such as statistical analysis programs, Word/Excel/PowerPoint, Internet browsers, etc.)

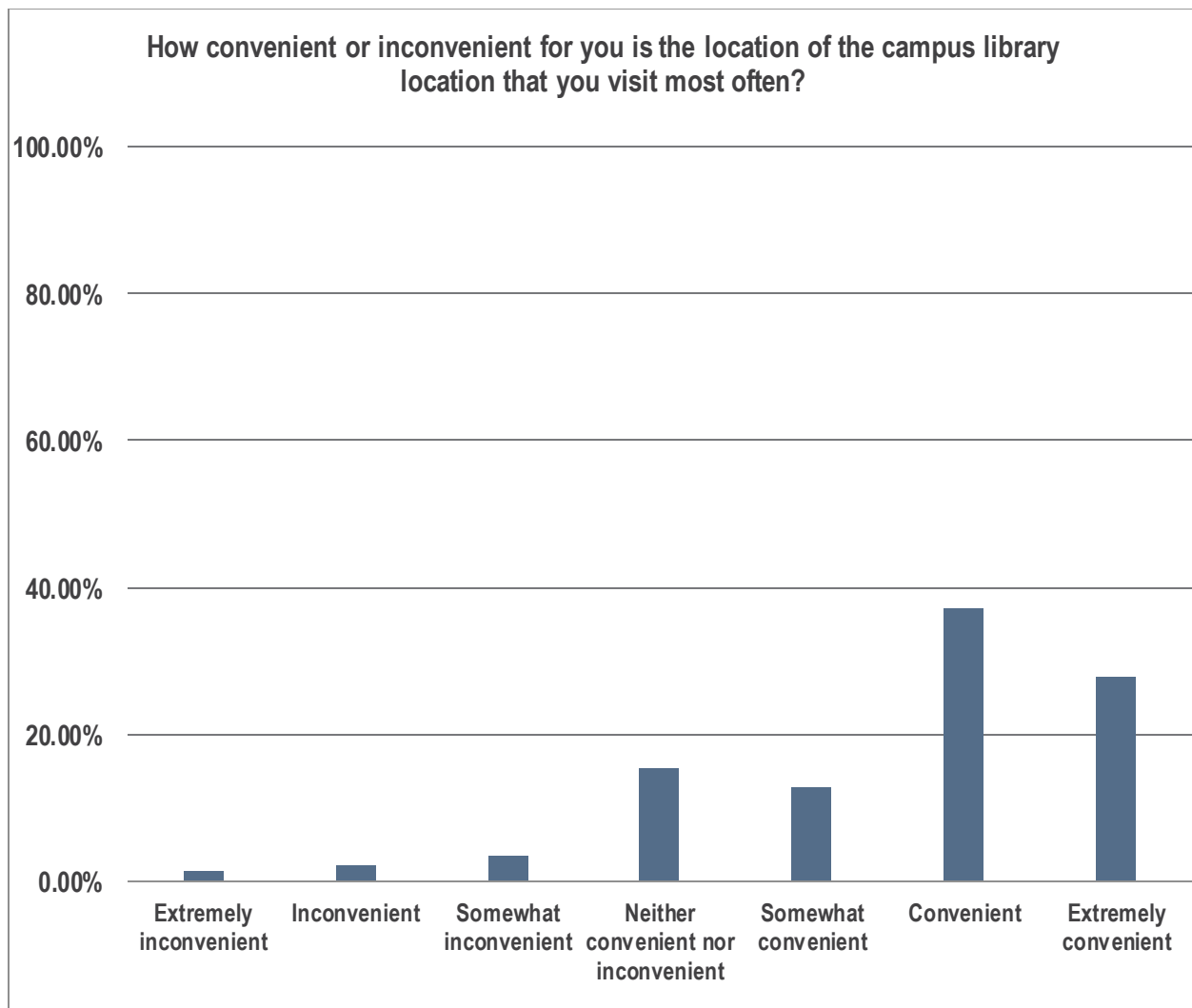
	Response	Percent
Not Useful at all	20	4.46%
Not too Useful	21	4.69%
Somewhat Useful	74	16.52%
Very Useful	162	36.16%
Extremely Useful	171	38.17%
	448	100.00%



LS23

How convenient or inconvenient for you is the location of the campus library location that you visit most often?

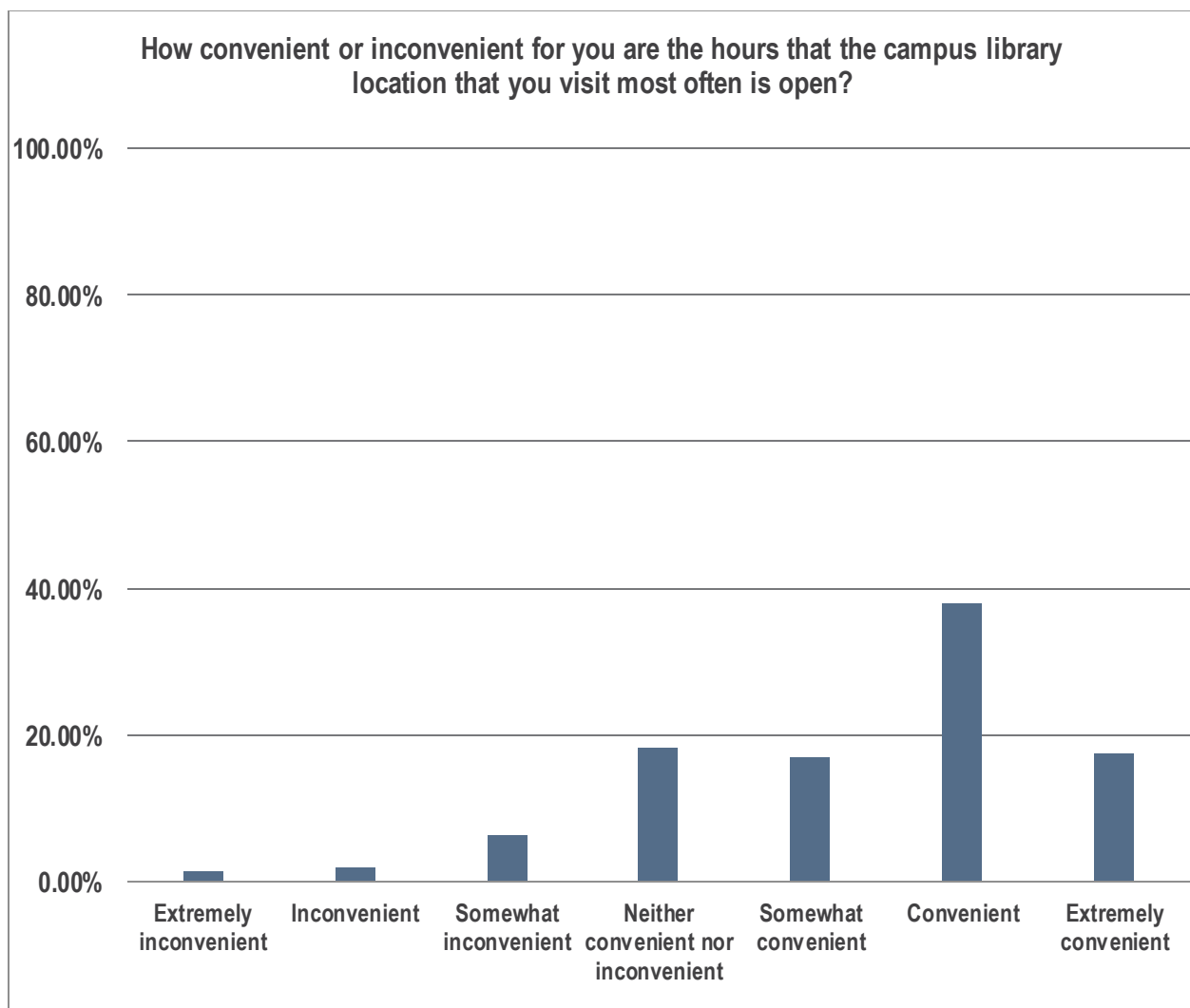
	Response	Percent
Extremely inconvenient	6	1.35%
Inconvenient	9	2.03%
Somewhat inconvenient	15	3.38%
Neither convenient nor inconvenient	68	15.32%
Somewhat convenient	57	12.84%
Convenient	165	37.16%
Extremely convenient	124	27.93%
	444	100.00%



LS24

How convenient or inconvenient for you are the hours that the campus library location that you visit most often is open?

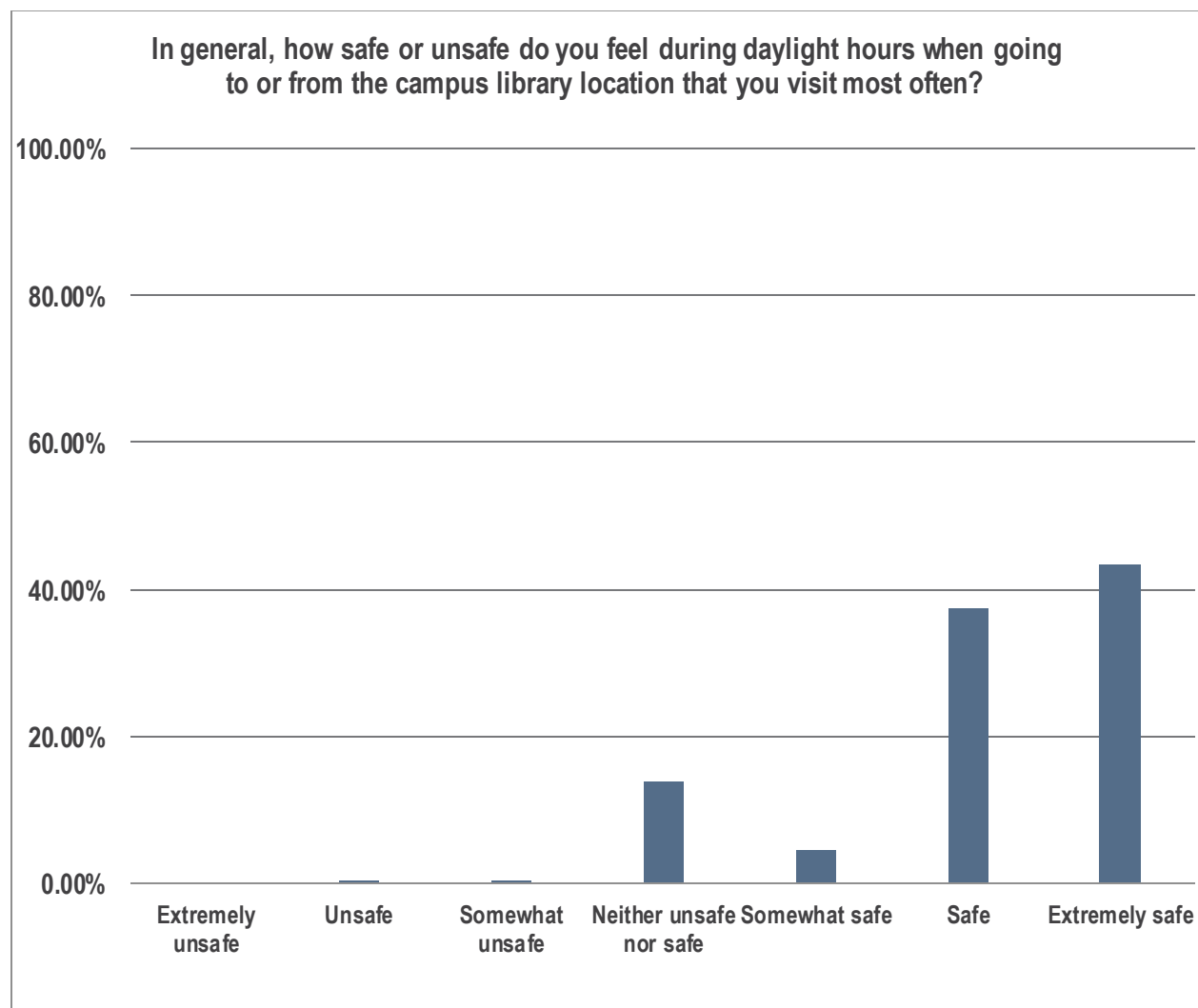
	Response	Percent
Extremely inconvenient	6	1.35%
Inconvenient	8	1.80%
Somewhat inconvenient	28	6.29%
Neither convenient nor inconvenient	81	18.20%
Somewhat convenient	75	16.85%
Convenient	169	37.98%
Extremely convenient	78	17.53%
	445	100.00%



LS25

In general, how safe or unsafe do you feel during daylight hours when going to or from the campus library location that you visit most often?

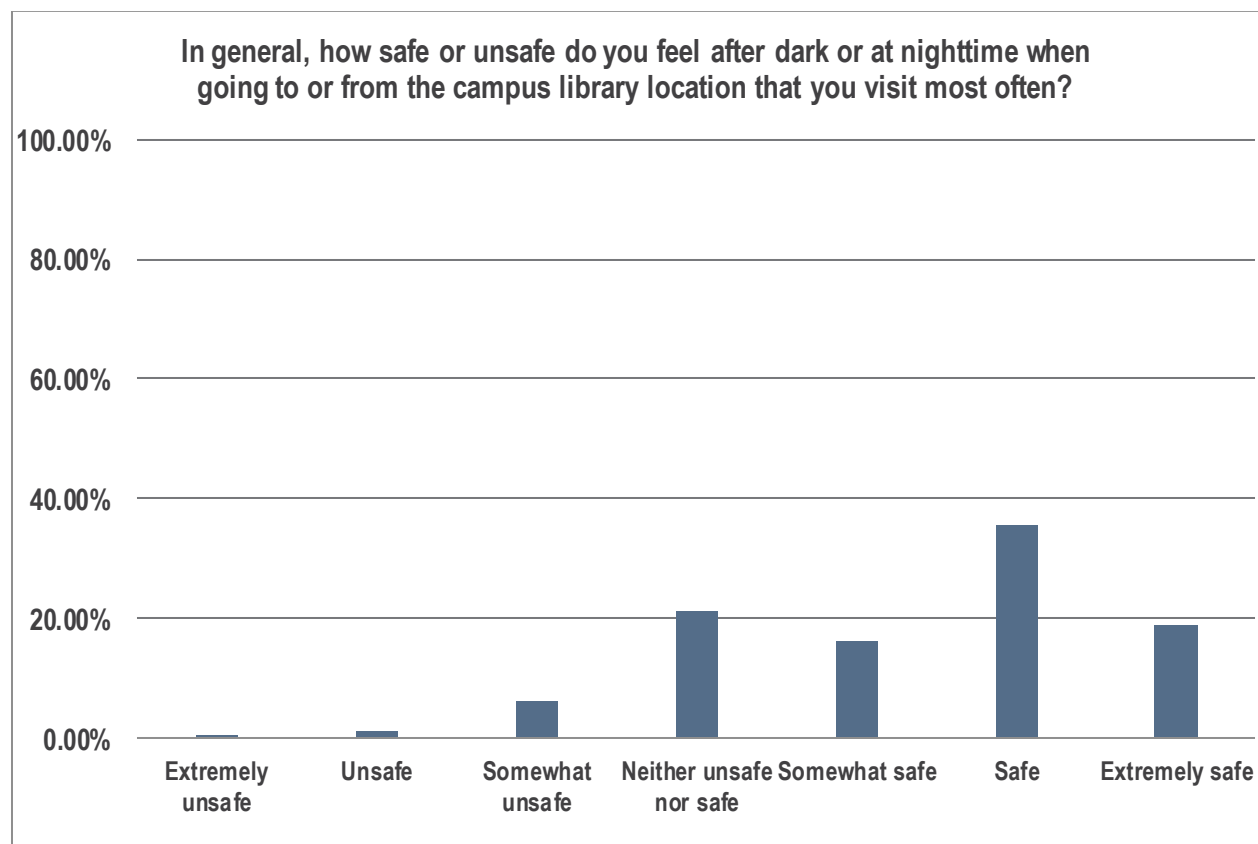
	Response	Percent
Extremely unsafe	0	0.00%
Unsafe	2	0.45%
Somewhat unsafe	2	0.45%
Neither unsafe nor safe	61	13.74%
Somewhat safe	20	4.50%
Safe	166	37.39%
Extremely safe	193	43.47%
	444	100.00%



LS26

In general, how safe or unsafe do you feel after dark or at nighttime when going to or from the campus library location that you visit most often?

	Response	Percent
Extremely unsafe	3	0.67%
Unsafe	5	1.12%
Somewhat unsafe	28	6.29%
Neither unsafe nor safe	94	21.12%
Somewhat safe	72	16.18%
Safe	159	35.73%
Extremely safe	84	18.88%
	445	100.00%



Research Practices

RP1

Some students conduct or contribute to original academic research for course credit and/or for publication. At this college or university, have you ever:

RP2

How important or unimportant is it to you to do each of the following before you graduate from this college or university?

RP3

Have you ever been directed by a faculty advisor, instructor, or professor to consult with a subject librarian or departmental library liaison at this college or university (i.e. a librarian who specializes in your major, field, or program of study)?

RP4

How important or unimportant is it to you to acquire each of the following research skills as a result of your experience at this college or university?

RP5 **[Contingent on respondent selecting “yes” to having collaborated on an original research project with one or more faculty advisors, instructors, or professors in RP1]**

How often do you collaborate on research projects with one or more faculty members?

RP6

How important or unimportant is it to you that your research reaches each of the following possible audiences?

RP7 **[Contingent on respondent being in research stage of their degree program]**

How important or unimportant were each of the following considerations for you in choosing the topic or your dissertation, thesis, or capstone project?

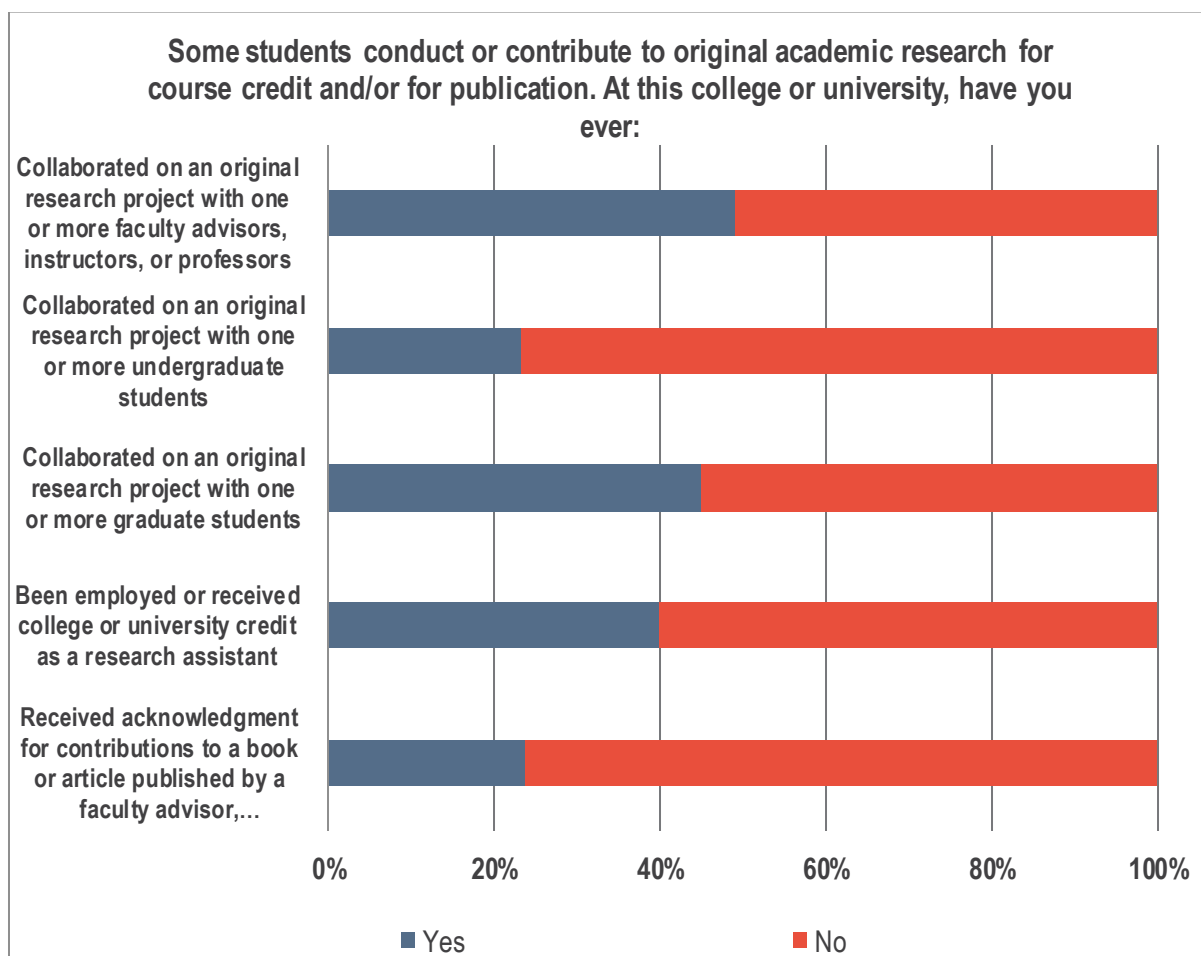
RP8

How useful is it to you professionally that you publish your research in each of the following formats?

RP1

Some students conduct or contribute to original academic research for course credit and/or for publication. At this college or university, have you ever:

	Yes	No	Response
Collaborated on an original research project with one or more faculty advisors, instructors, or professors	49.12%	50.88%	456
Collaborated on an original research project with one or more undergraduate students	23.13%	76.87%	454
Collaborated on an original research project with one or more graduate students	44.86%	55.14%	457
Been employed or received college or university credit as a research assistant	39.82%	60.18%	452
Received acknowledgment for contributions to a book or article published by a faculty advisor, instructor, or professor	23.79%	76.21%	454



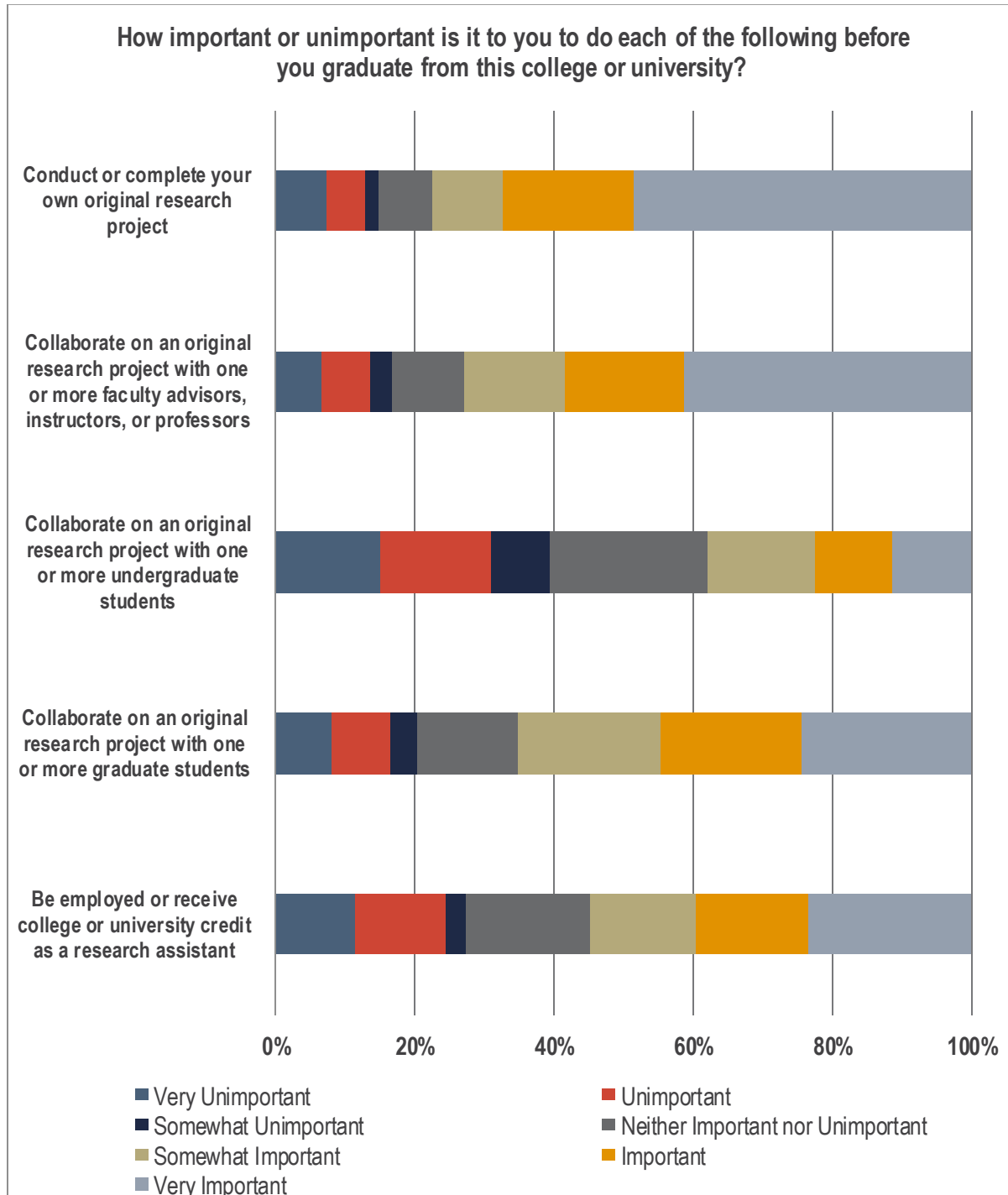
RP2

How important or unimportant is it to you to do each of the following before you graduate from this college or university?

	Very Unimportant	Unimportant	Somewhat Unimportant	Neither Important nor Unimportant	Somewhat Important	Important	Very Important	Response
Conductor complete your own original research project	7.24%	5.48%	1.97%	7.89%	10.09%	18.64%	48.68%	456
Collaborate on an original research project with one or more faculty advisors, instructors, or professors	6.58%	7.02%	3.07%	10.31%	14.47%	17.11%	41.45%	456
Collaborate on an original research project with one or more undergraduate students	14.91%	16.01%	8.55%	22.59%	15.35%	11.18%	11.40%	456
Collaborate on an original research project with one or more graduate students	7.89%	8.55%	3.73%	14.69%	20.39%	20.18%	24.56%	456
Be employed or receive college or university credit as a research assistant	11.48%	12.80%	3.09%	17.66%	15.23%	16.34%	23.40%	453

RP2

How important or unimportant is it to you to do each of the following before you graduate from this college or university?

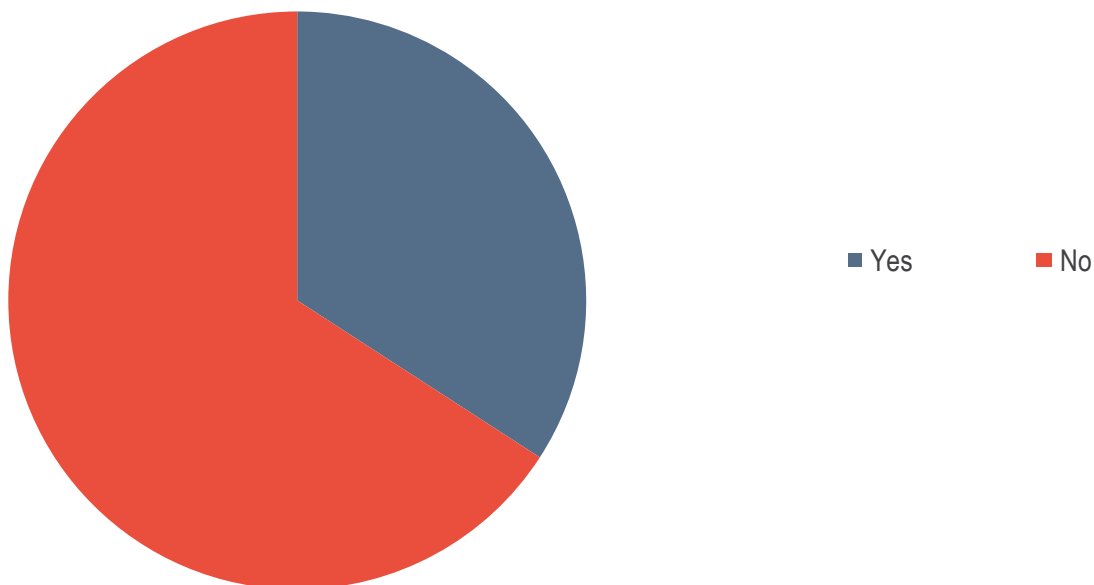


RP3

Have you ever been directed by a faculty advisor, instructor, or professor to consult with a subject librarian or departmental library liaison at this college or university (i.e. a librarian who specializes in your major, field, or program of study)?

	Response	Percent
Yes	155	34.14%
No	299	65.86%
	454	100.00%

Have you ever been directed by a faculty advisor, instructor, or professor to consult with a subject librarian or departmental library liaison at this college or university (i.e. a librarian who specializes in your major, field, or program of study)?



RP4

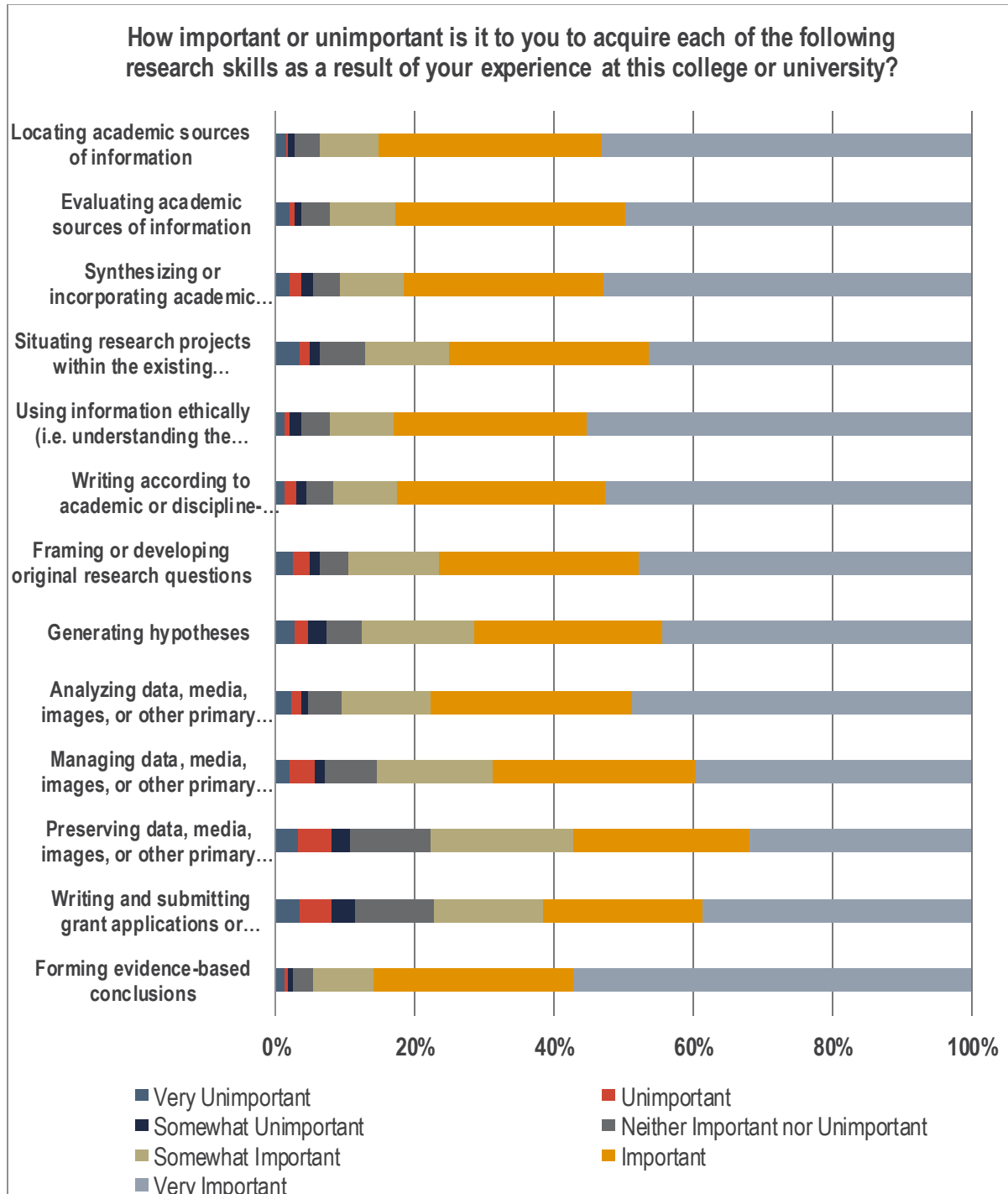
How important or unimportant is it to you to acquire each of the following research skills as a result of your experience at this college or university?

	Very Unimportant	Unimportant	Somewhat Unimportant	Neither Important nor Unimportant	Somewhat Important	Important	Very Important	Response
Locating academic sources of information	1.55%	0.22%	0.89%	3.55%	8.43%	32.15%	53.22%	451
Evaluating academic sources of information	1.99%	0.66%	1.11%	3.98%	9.51%	32.96%	49.78%	452
Synthesizing or incorporating academic information into research projects	1.99%	1.55%	1.77%	3.98%	9.07%	28.76%	52.88%	452
Situating research projects within the existing academic literature	3.32%	1.55%	1.33%	6.64%	11.95%	28.76%	46.46%	452
Using information ethically (i.e. understanding the concept of intellectual property, copyright issues, and/or legal and ethical standards for the conduct of academic research)	1.32%	0.66%	1.77%	3.97%	9.27%	27.59%	55.41%	453
Writing according to academic or discipline-specific standards	1.33%	1.55%	1.55%	3.76%	9.29%	29.87%	52.65%	452

Framing or developing original research questions	2.44%	2.44%	1.33%	4.22%	12.89%	28.89%	47.78%	450
Generating hypotheses	2.66%	2.00%	2.66%	5.10%	15.96%	27.05%	44.57%	451
Analyzing data, media, images, or other primary source materials	2.21%	1.55%	0.88%	4.87%	12.61%	28.98%	48.89%	452
Managing data, media, images, or other primary source materials	1.99%	3.54%	1.55%	7.30%	16.81%	29.20%	39.60%	452
Preserving data, media, images, or other primary source materials for the long-term	3.11%	4.89%	2.67%	11.56%	20.44%	25.33%	32.00%	450
Writing and submitting grant applications or other funding proposals	3.33%	4.67%	3.33%	11.33%	15.78%	22.89%	38.67%	450
Forming evidence-based conclusions	1.33%	0.44%	0.67%	2.89%	8.67%	28.67%	57.33%	450

RP4

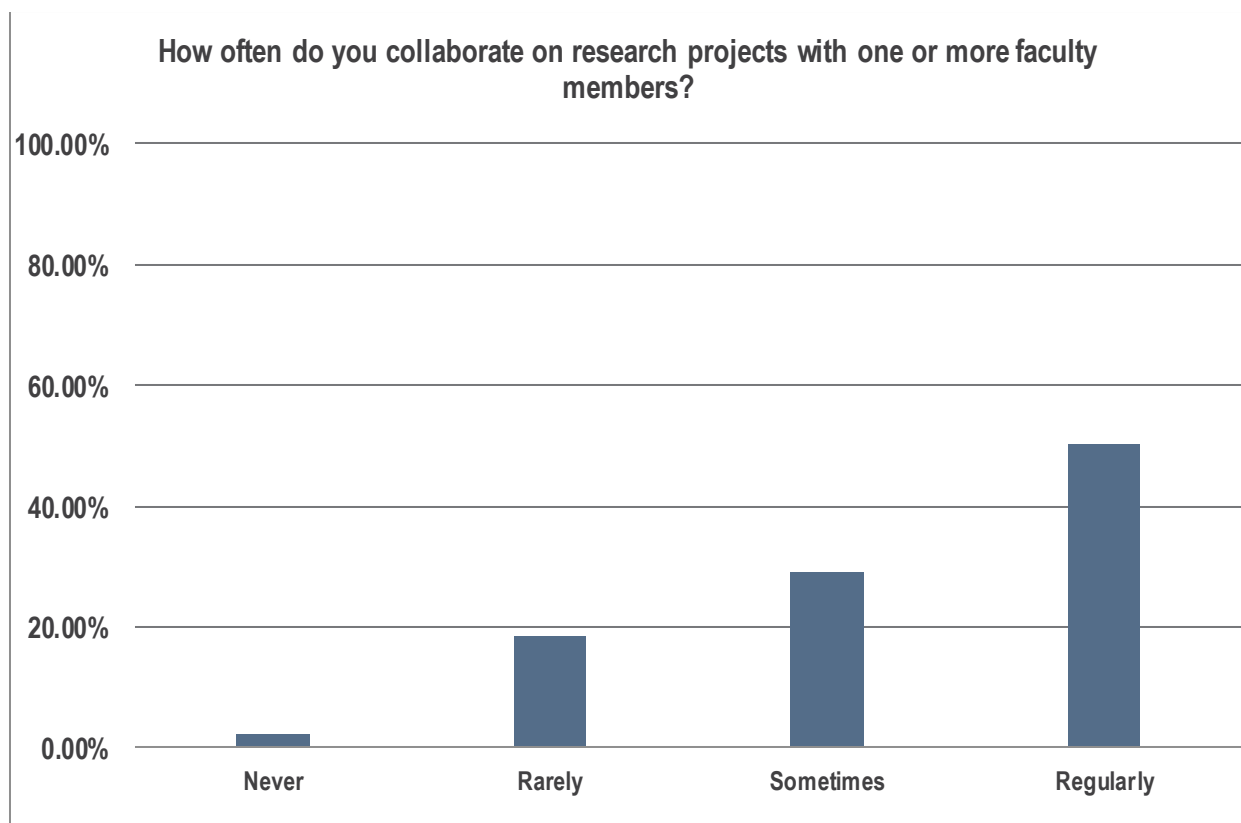
How important or unimportant is it to you to acquire each of the following research skills as a result of your experience at this college or university?



RP5 [Contingent on respondent selecting “yes” to having collaborated on an original research project with one or more faculty advisors, instructors, or professors in RP1]

How often do you collaborate on research projects with one or more faculty members?

	Response	Percent
Never	5	2.26%
Rarely	41	18.55%
Sometimes	64	28.96%
Regularly	111	50.23%
	221	100.00%



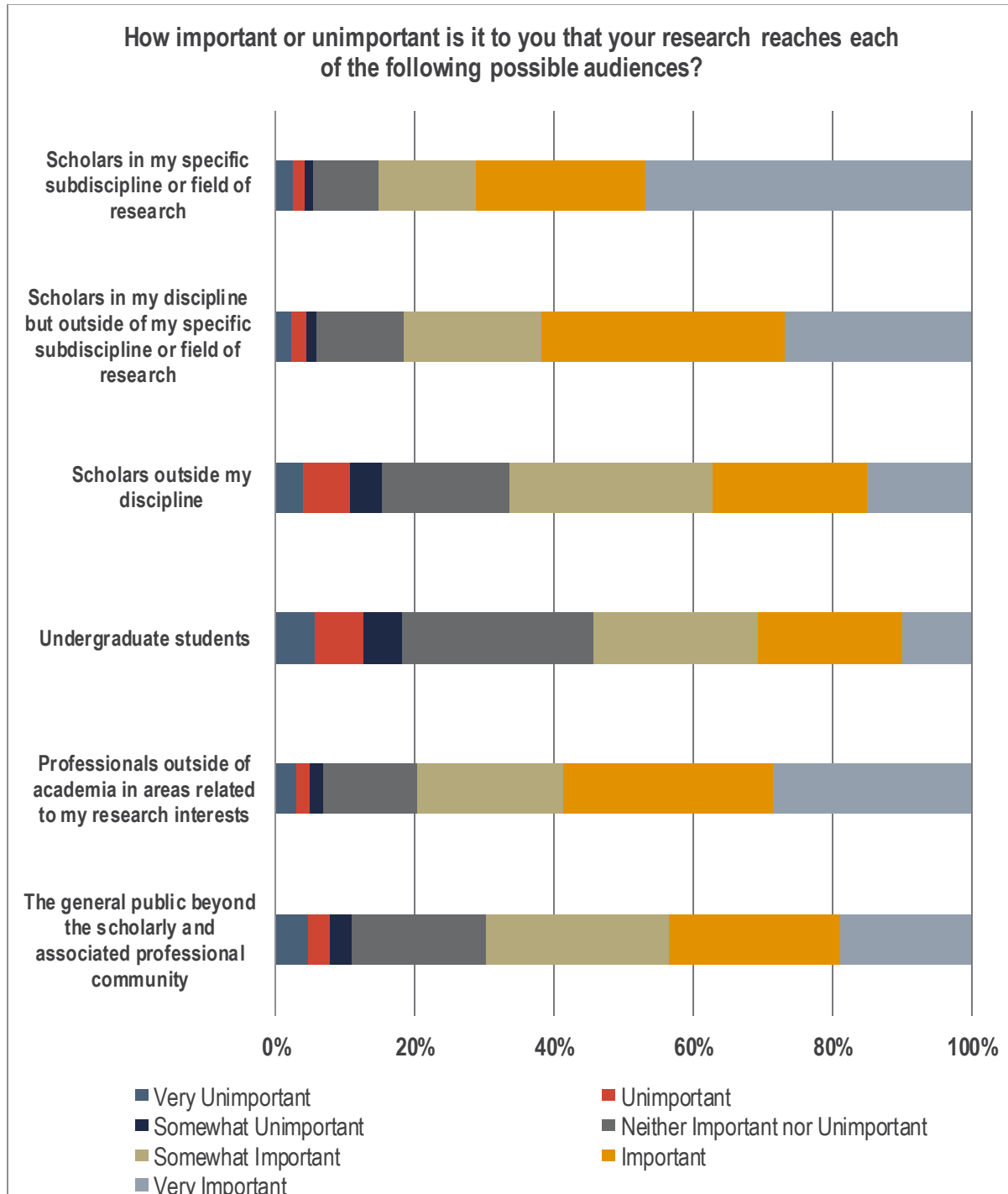
RP6

How important or unimportant is it to you that your research reaches each of the following possible audiences?

	Very Unimportant	Unimportant	Somewhat Unimportant	Neither Important nor Unimportant	Somewhat Important	Important	Very Important	Response
Scholars in my specific subdiscipline or field of research	2.46%	1.57%	1.34%	9.40%	13.87%	24.38%	46.98%	447
Scholars in my discipline but outside of my specific subdiscipline or field of research	2.23%	2.23%	1.34%	12.50%	19.87%	35.04%	26.79%	448
Scholars outside my discipline	3.80%	6.94%	4.47%	18.34%	29.31%	22.15%	14.99%	447
Undergraduate students	5.59%	6.94%	5.59%	27.52%	23.71%	20.58%	10.07%	447
Professionals outside of academia in areas related to my research interests	2.91%	2.01%	1.79%	13.65%	21.03%	29.98%	28.64%	447
The general public beyond the scholarly and associated professional community	4.68%	3.12%	3.12%	19.38%	26.28%	24.50%	18.93%	449

RP6

How important or unimportant is it to you that your research reaches each of the following possible audiences?



RP7 [Contingent on respondent being in research stage of their degree program]

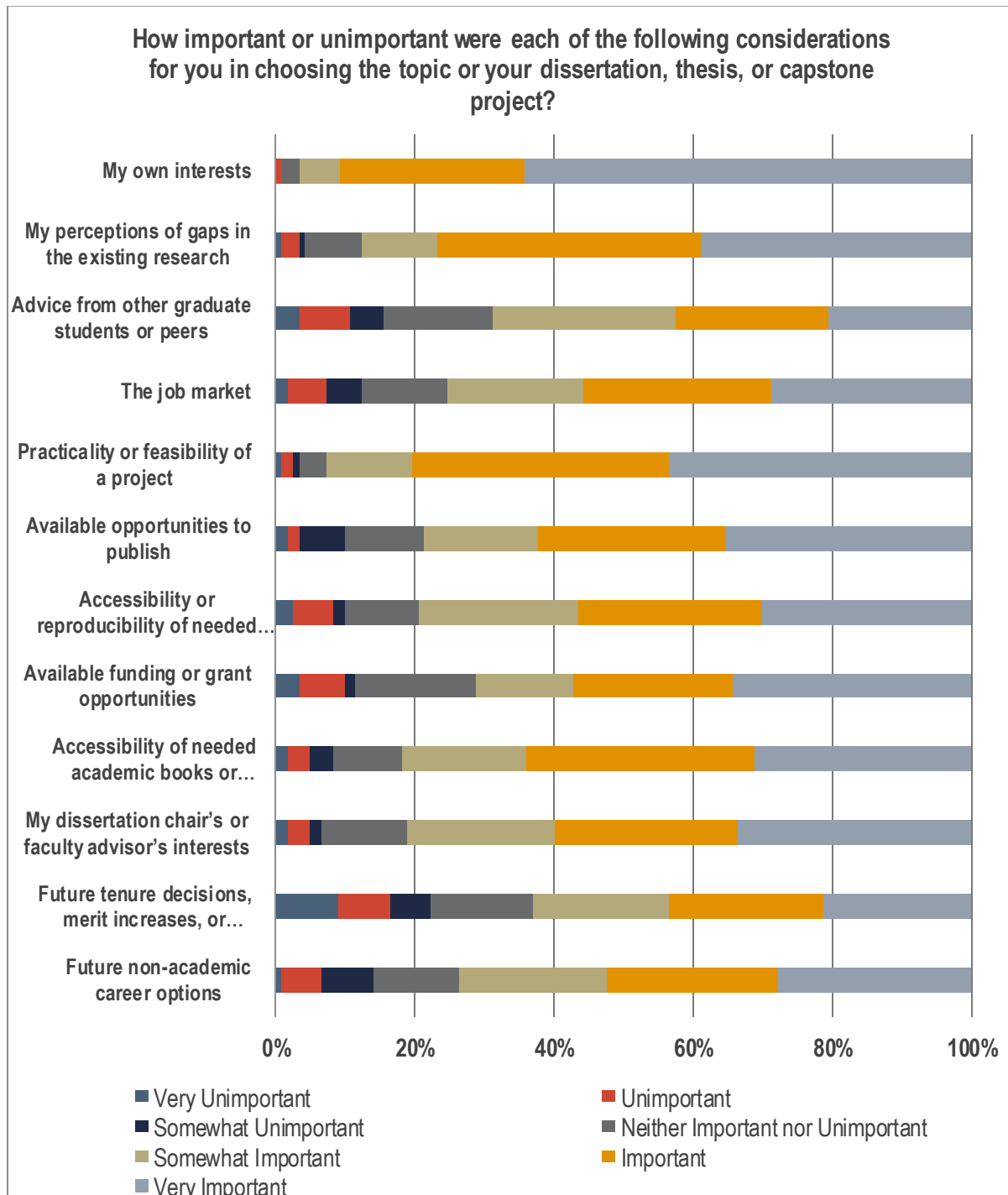
How important or unimportant were each of the following considerations for you in choosing the topic or your dissertation, thesis, or capstone project?

	Very Unimportant	Unimportant	Somewhat Unimportant	Neither Important nor Unimportant	Somewhat Important	Important	Very Important	Response
My own interests		0.83%		2.50%	5.83%	26.67%	64.17%	120
My perceptions of gaps in the existing research	0.83%	2.48%	0.83%	8.26%	10.74%	38.02%	38.84%	121
Advice from other graduate students or peers	3.28%	7.38%	4.92%	15.57%	26.23%	22.13%	20.49%	122
The job market	1.64%	5.74%	4.92%	12.30%	19.67%	27.05%	28.69%	122
Practicality or feasibility of a project	0.82%	1.64%	0.82%	4.10%	12.30%	36.89%	43.44%	122
Available opportunities to publish	1.64%	1.64%	6.56%	11.48%	16.39%	27.05%	35.25%	122
Accessibility or reproducibility of needed data, images, or primary source materials	2.46%	5.74%	1.64%	10.66%	22.95%	26.23%	30.33%	122
Available funding or grant opportunities	3.28%	6.56%	1.64%	17.21%	13.93%	22.95%	34.43%	122
Accessibility of needed academic books or journal articles	1.64%	3.28%	3.28%	9.84%	18.03%	32.79%	31.15%	122

My dissertation chair's or faculty advisor's interests	1.64%	3.28%	1.64%	12.30%	21.31%	26.23%	33.61%	122
Future tenure decisions, merit increases, or promotions	9.02%	7.38%	5.74%	14.75%	19.67%	22.13%	21.31%	122
Future non-academic career options	0.82%	5.74%	7.38%	12.30%	21.31%	24.59%	27.87%	122

RP7 [Contingent on respondent being in research stage of their degree program]

How important or unimportant were each of the following considerations for you in choosing the topic or your dissertation, thesis, or capstone project?



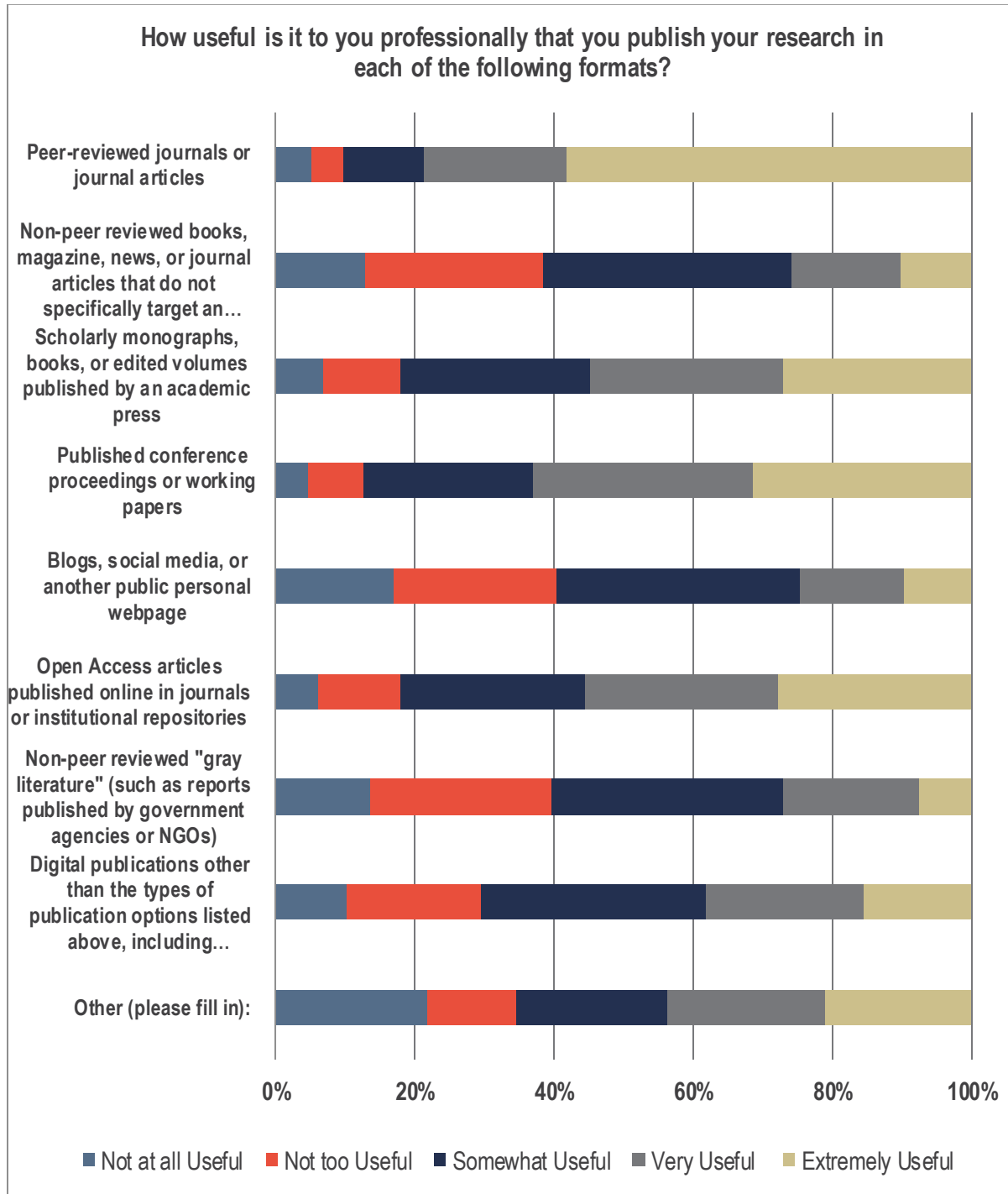
RP8

How useful is it to you professionally that you publish your research in each of the following formats?

	Not at all Useful	Not too Useful	Somewhat Useful	Very Useful	Extremely Useful	Response
Peer-reviewed journals or journal articles	5.16%	4.48%	11.66%	20.40%	58.30%	446
Non-peer reviewed books, magazine, news, or journal articles that do not specifically target an academic audience (such as those published by a professional, trade, or popular press)	12.78%	25.56%	35.65%	15.70%	10.31%	446
Scholarly monographs, books, or edited volumes published by an academic press	6.71%	11.19%	27.29%	27.74%	27.07%	447
Published conference proceedings or working papers	4.71%	7.85%	24.44%	31.61%	31.39%	446
Blogs, social media, or another public personal webpage	16.85%	23.37%	35.06%	15.06%	9.66%	445
Open Access articles published online in journals or institutional repositories	6.08%	11.71%	26.58%	27.70%	27.93%	444
Non-peer reviewed "gray literature" (such as reports published by government agencies or NGOs)	13.45%	26.23%	33.18%	19.51%	7.62%	446
Digital publications other than the types of publication options listed above, including publications that are not primarily textual	10.09%	19.28%	32.51%	22.65%	15.47%	446
Other (please fill in):	21.85%	12.61%	21.85%	22.69%	21.01%	119

RP8

How useful is it to you professionally that you publish your research in each of the following formats?



Demographic Questions

The tables and graphs for D4, D5, and D6 have been omitted from this report due to size. These data can be found in the spreadsheet of raw data.

The following questions ask for you to provide personal information such as your class level, age, gender, and field (major). If there is a question you do not want to answer, you may skip it.

D1a

Have you ever been enrolled in:

D1b

Please select the statement that best describes the degree you are pursuing at this college or university:

D2

Please select your primary college/school and department:

D3

Do you identify as:

D4

How many years have you been enrolled as a graduate student at this college or university?

D5

What year were you born?

D6

What year did you graduate with your bachelor's degree?

D7

Do you live in a residence hall or other on-campus or residential student housing facility?

D8 [Multiple selections possible]

Have you ever (please select all that apply):

D9

Did one or more of your parents complete a degree from a 4-year college or university?

D10

Have you ever received a Federal Pell Grant?

D11 [Multiple selections possible]

Please select all forms of employment that currently apply for you (excluding employment at a campus library):

D12

Are you of Hispanic, Latino, or Spanish origin?

D13 [Multiple selections possible]

Please select the population group or groups that you most closely identify with from the list below:

D14

Are you an international student or foreign national?

D15

Are you currently serving on active duty or are you a veteran of the U.S. Armed Forces, National Guard, or Reserves?

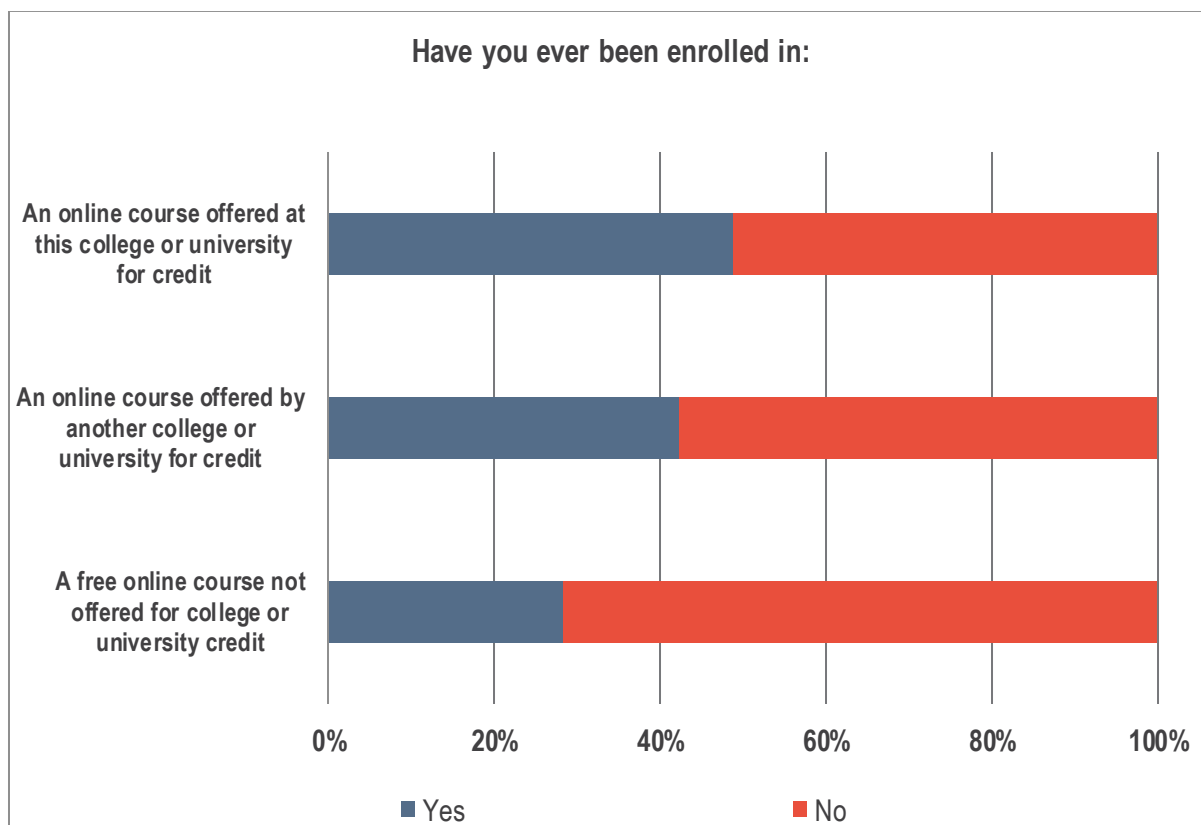
D16

What is your enrollment status?

D1a

Have you ever been enrolled in:

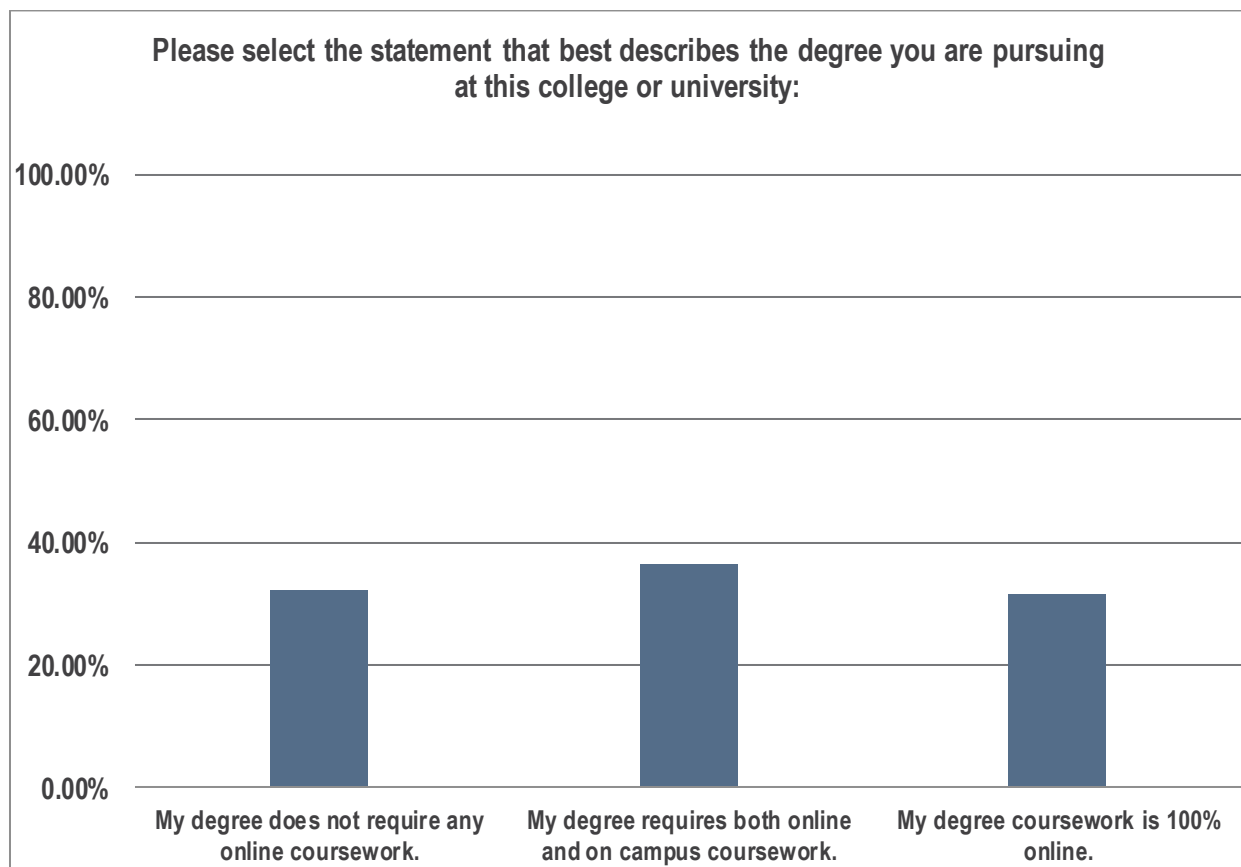
	Yes	No	Response
An online course offered at this college or university for credit	48.84%	51.16%	907
An online course offered by another college or university for credit	42.18%	57.82%	908
A free online course not offered for college or university credit	28.29%	71.71%	905



D1b [Contingent upon respondent having taken an online course at this college or university]

Please select the statement that best describes the degree you are pursuing at this college or university:

	Response	Percent
My degree does not require any online coursework.	141	32.12%
My degree requires both online and on campus coursework.	160	36.45%
My degree coursework is 100% online.	138	31.44%
	439	100.00%



D2

Please select your primary college/school and department: ³

³ Graph omitted due to size.

	Response	Percent
Agriculture, Food & Natural Resources ~ Agricultural and Applied Economics	4	0.48%
Agriculture, Food & Natural Resources ~ Agricultural Leadership, Communication and Education	3	0.36%
Agriculture, Food & Natural Resources ~ Animal Science	10	1.19%
Agriculture, Food & Natural Resources ~ Biochemistry	6	0.71%
Agriculture, Food & Natural Resources ~ Bioengineering	1	0.12%
Agriculture, Food & Natural Resources ~ Food Systems and Bioengineering	6	0.71%
Agriculture, Food & Natural Resources ~ Plant Sciences	16	1.90%
Agriculture, Food & Natural Resources ~ Rural Sociology	4	0.48%
Agriculture, Food & Natural Resources ~ School of Natural Resources	29	3.44%
Arts and Science ~ Ancient Mediterranean Studies	9	1.07%
Arts and Science ~ Anthropology	6	0.71%
Arts and Science ~ Biological Science	21	2.49%
Arts and Science ~ Chemistry	13	1.54%
Arts and Science ~ Communication	12	1.43%
Arts and Science ~ Economics	9	1.07%
Arts and Science ~ English	10	1.19%
Arts and Science ~ Geological Sciences	6	0.71%
Arts and Science ~ German & Russian Studies	2	0.24%
Arts and Science ~ H S Truman School of Pub Affrs	25	2.97%
Arts and Science ~ History	8	0.95%
Arts and Science ~ Mathematics	5	0.59%
Arts and Science ~ Philosophy	5	0.59%
Arts and Science ~ Physics and Astronomy	9	1.07%
Arts and Science ~ Political Science	11	1.31%
Arts and Science ~ Psychological Sciences	18	2.14%
Arts and Science ~ Religious Studies	3	0.36%
Arts and Science ~ Romance Languages & Lit	5	0.59%
Arts and Science ~ School of Music	5	0.59%
Arts and Science ~ School of Visual Studies	5	0.59%
Arts and Science ~ Sociology	12	1.43%

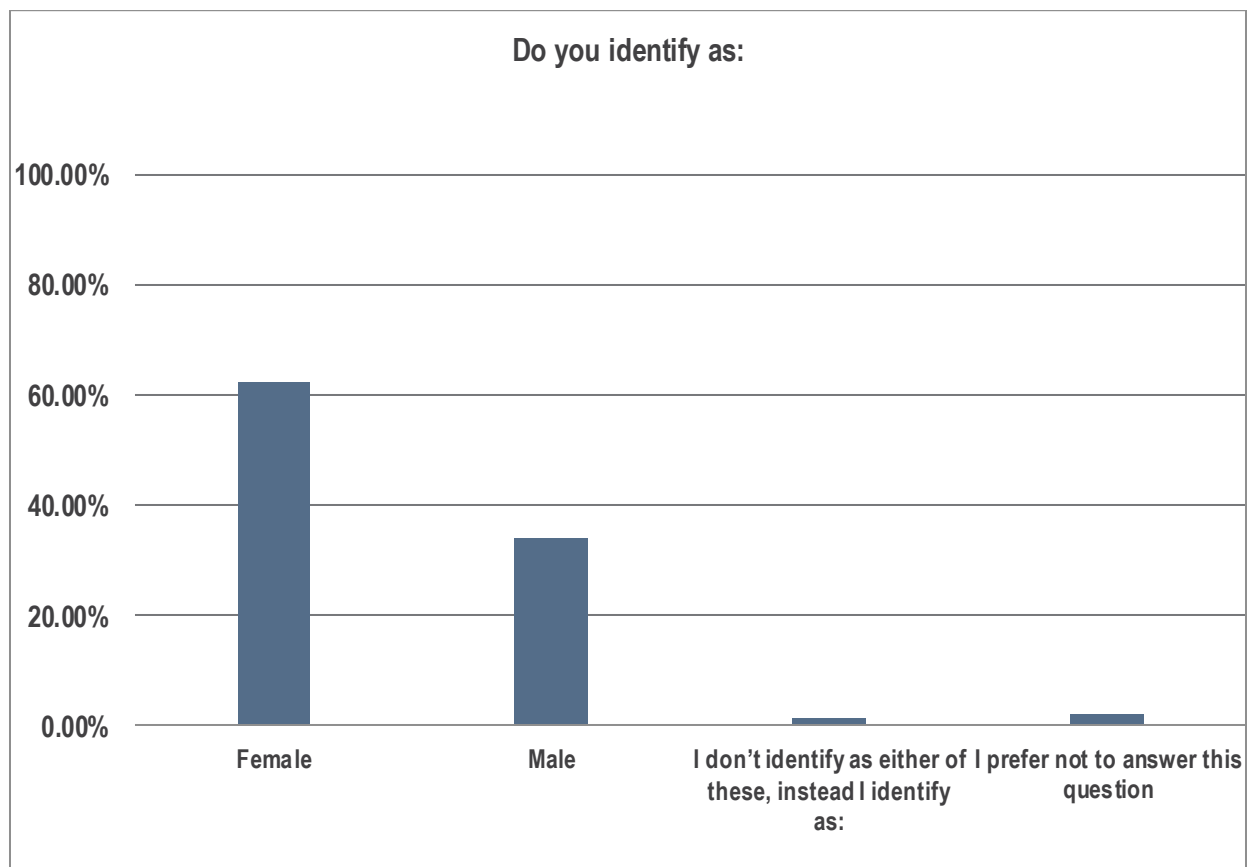
Arts and Science ~ Statistics	8	0.95%
Arts and Science ~ Theatre	8	0.95%
Business ~ School of Accountancy	14	1.66%
Business ~ Trulaske College of Business	20	2.38%
Education ~ Ed Leadership & Pol Analysis	34	4.04%
Education ~ Educ School & Counsel Psych	32	3.80%
Education ~ Info Science & Learning Tech	40	4.75%
Education ~ Learning, Teaching & Curric	19	2.26%
Education ~ Special Education	9	1.07%
Engineering ~ Bioengineering	5	0.59%
Engineering ~ Chemical Engineering	5	0.59%
Engineering ~ Civil/Environmental Engr	13	1.54%
Engineering ~ Computer Science	5	0.59%
Engineering ~ Electrical and Computer Engin	9	1.07%
Engineering ~ Industrial/Mfg Sys Engr	3	0.36%
Engineering ~ Mechanical & Aerospace Engr	11	1.31%
Engineering ~ Nuclear Engineering	4	0.48%
Graduate Studies ~ Graduate Certificate	21	2.49%
Graduate Studies ~ Interdisciplinary	8	0.95%
Graduate Studies ~ Post-Baccalaureate SpecI-GR PB	6	0.71%
Health Professions ~ Clinical & Diagnostic Sciences	2	0.24%
Health Professions ~ Communication Sci & Disorders	3	0.36%
Health Professions ~ Occupational Therapy	3	0.36%
Health Professions ~ Physical Therapy	16	1.90%
Health Professions ~ Public Health	17	2.02%
Human Environmental Sciences ~ Architectural Studies	2	0.24%
Human Environmental Sciences ~ Human Devl & Family Science	15	1.78%
Human Environmental Sciences ~ Human Environmental Sciences	3	0.36%
Human Environmental Sciences ~ Nutrition & Exercise Physio	4	0.48%
Human Environmental Sciences ~ Personal Financial Planning	6	0.71%
Human Environmental Sciences ~ School of Social Work	18	2.14%
Human Environmental Sciences ~ Textile and Apparel Mgmt	3	0.36%

Journalism ~ Journalism	23	2.73%
Medicine ~ Health Mgmt & Informatics	10	1.19%
Medicine ~ Med Pharmacology/Physiology	3	0.36%
Medicine ~ Medicine	44	5.23%
Medicine ~ Molec Microbio & Immunology	9	1.07%
Medicine ~ Pathology & Anatomical Sci	5	0.59%
Nursing ~ Sinclair School of Nursing	22	2.61%
Veterinary Medicine ~ Biomedical Sciences	8	0.95%
Veterinary Medicine ~ Veterinary Medicine	40	4.75%
Other ~ Other	34	4.04%
	842	100.00%

D3

Do you identify as:

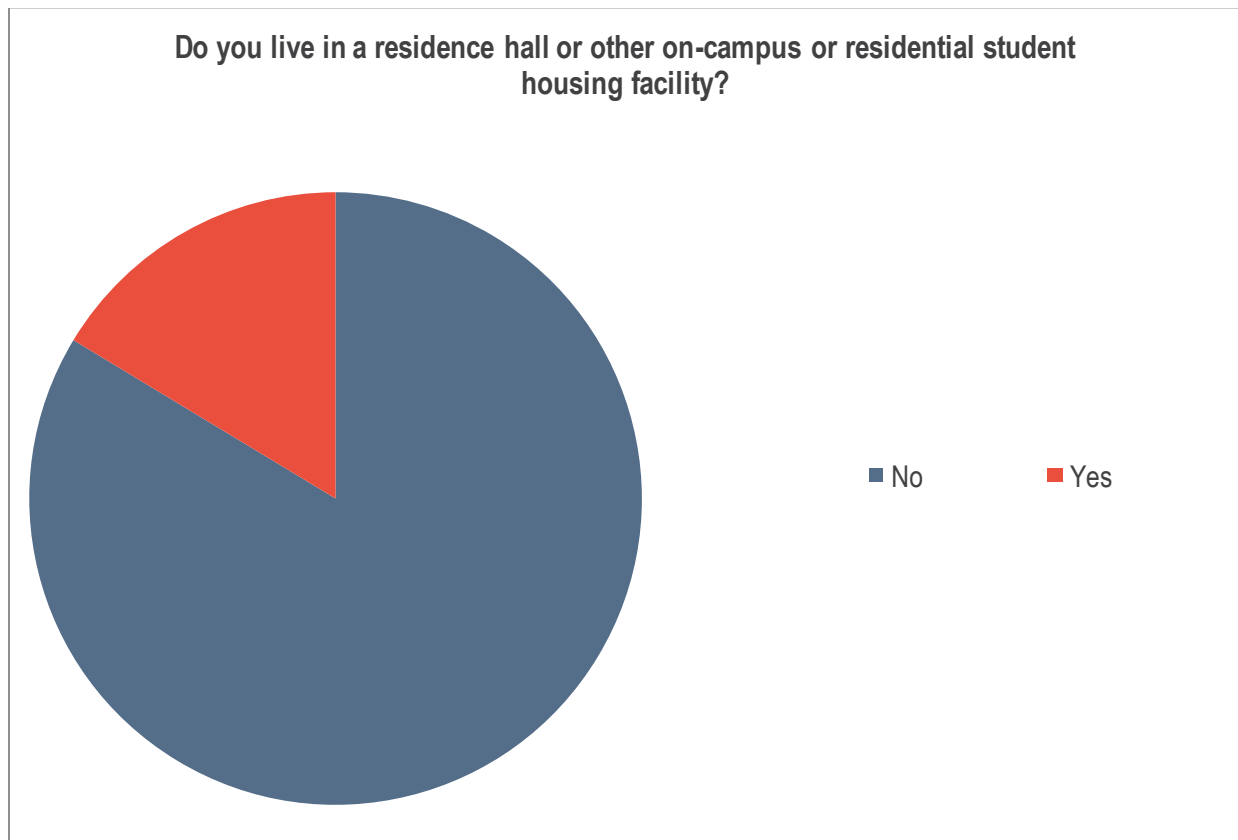
	Response	Percent
Female	570	62.23%
Male	313	34.17%
I don't identify as either of these, instead I identify as:	12	1.31%
I prefer not to answer this question	21	2.29%
	916	100.00%



D7

Do you live in a residence hall or other on-campus or residential student housing facility?

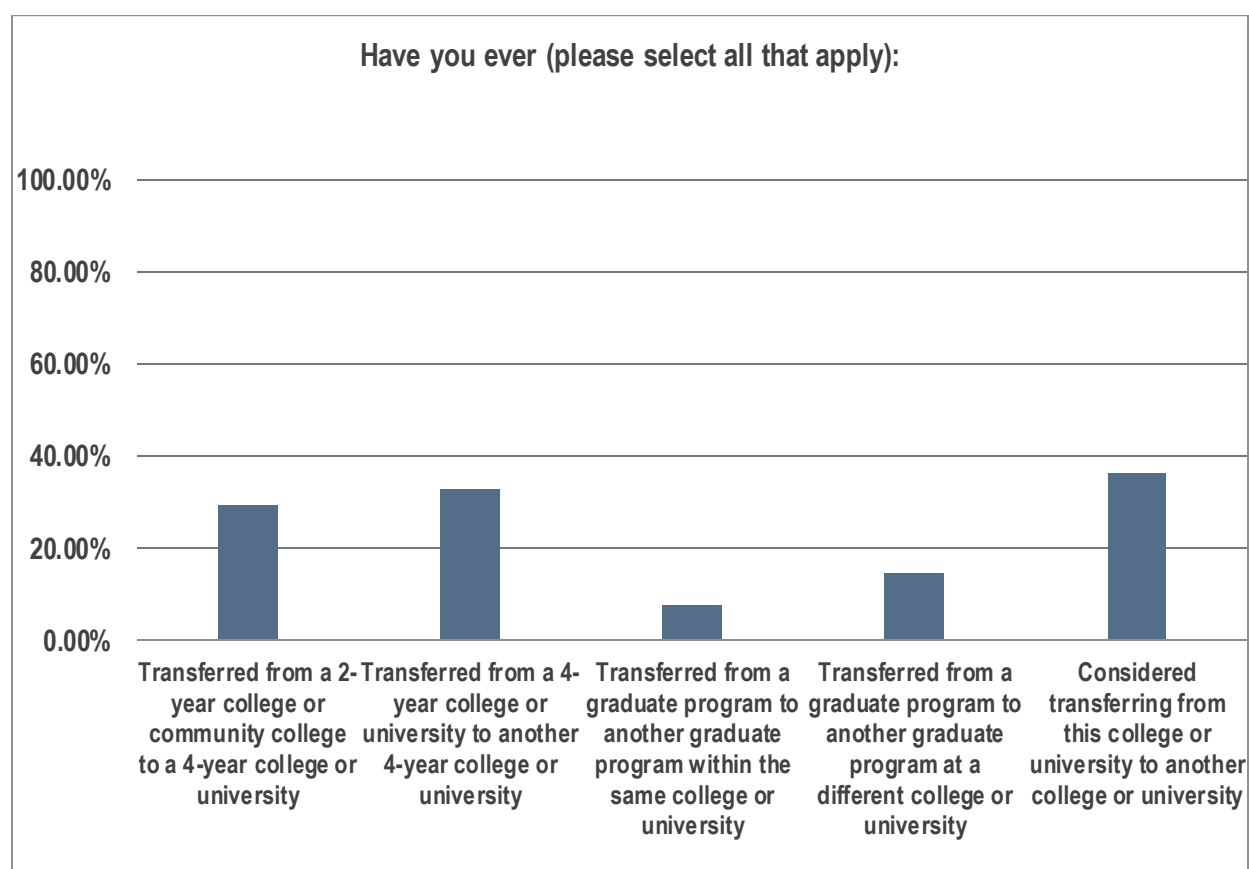
	Response	Percent
No	757	83.65%
Yes	148	16.35%
	905	100.00%



D8 [Multiple selections possible]

Have you ever (please select all that apply):

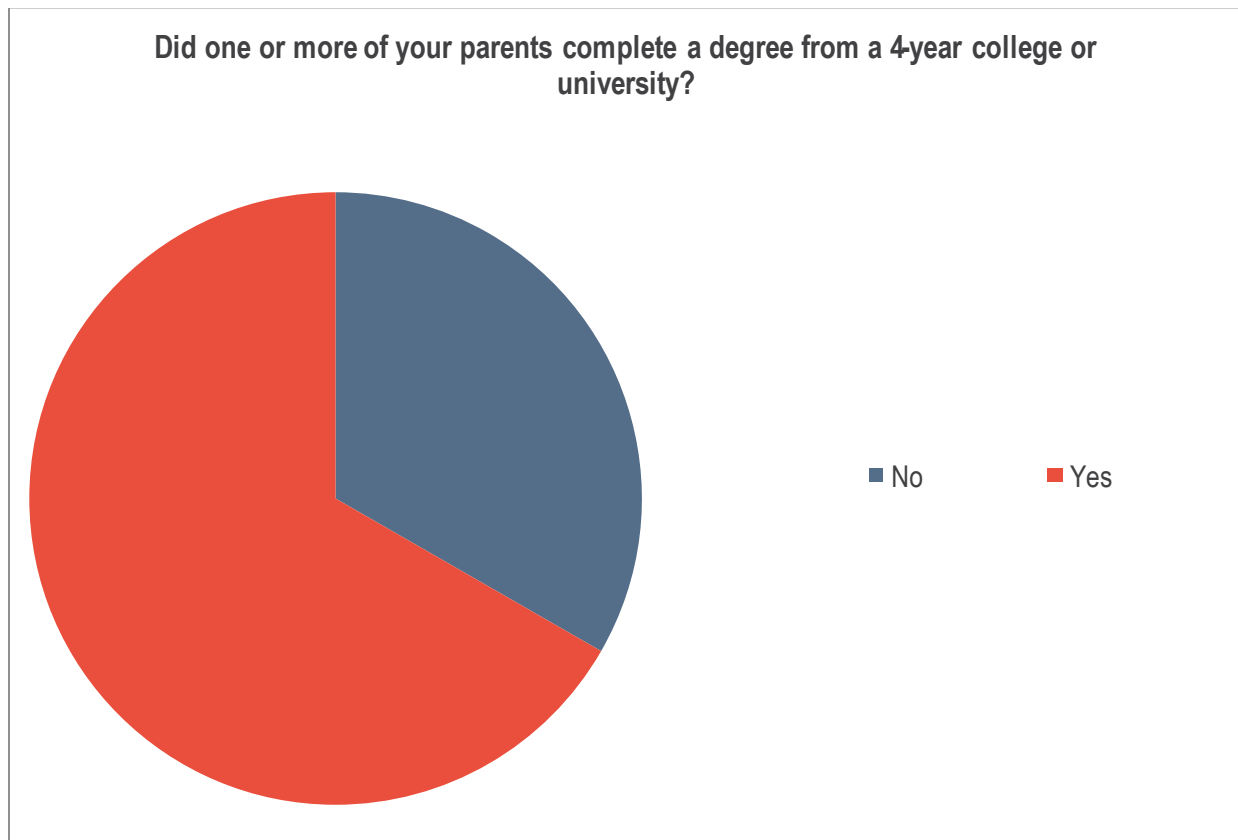
	Response	Percent
Transferred from a 2-year college or community college to a 4-year college or university	97	29.31%
Transferred from a 4-year college or university to another 4-year college or university	108	32.63%
Transferred from a graduate program to another graduate program within the same college or university	25	7.55%
Transferred from a graduate program to another graduate program at a different college or university	48	14.50%
Considered transferring from this college or university to another college or university	120	36.25%
	398	



D9

Did one or more of your parents complete a degree from a 4-year college or university?

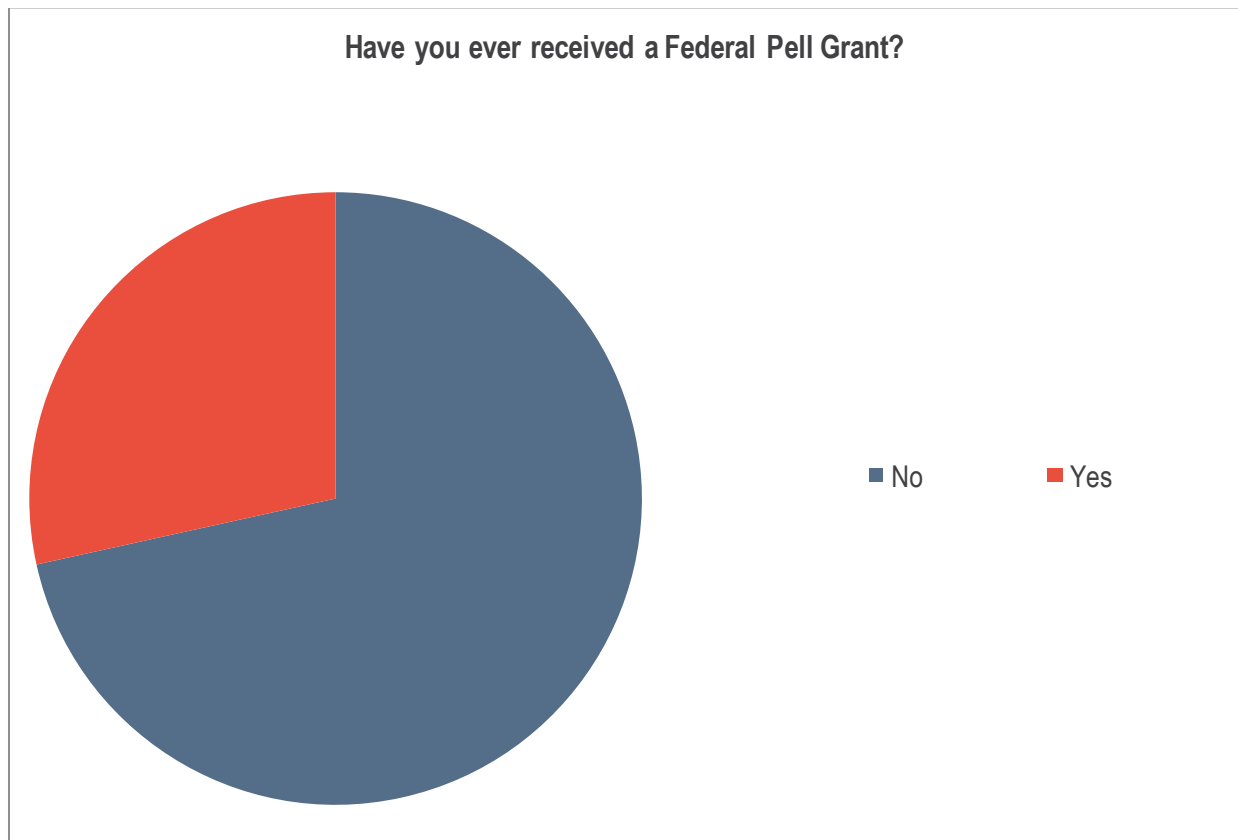
	Response	Percent
No	302	33.30%
Yes	605	66.70%
	907	100.00%



D10

Have you ever received a Federal Pell Grant?

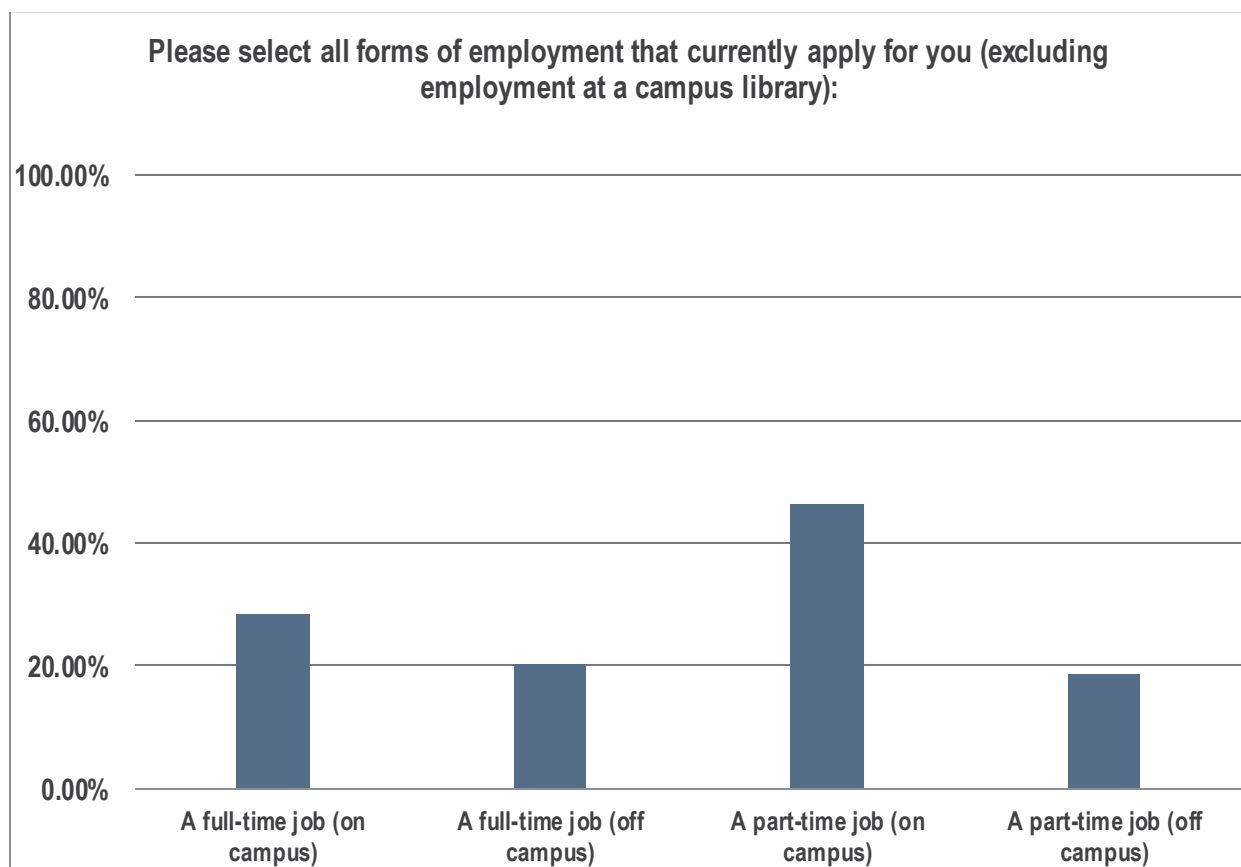
	Response	Percent
No	646	71.54%
Yes	257	28.46%
	903	100.00%



D11 [Multiple selections possible]

Please select all forms of employment that currently apply for you (excluding employment at a campus library):

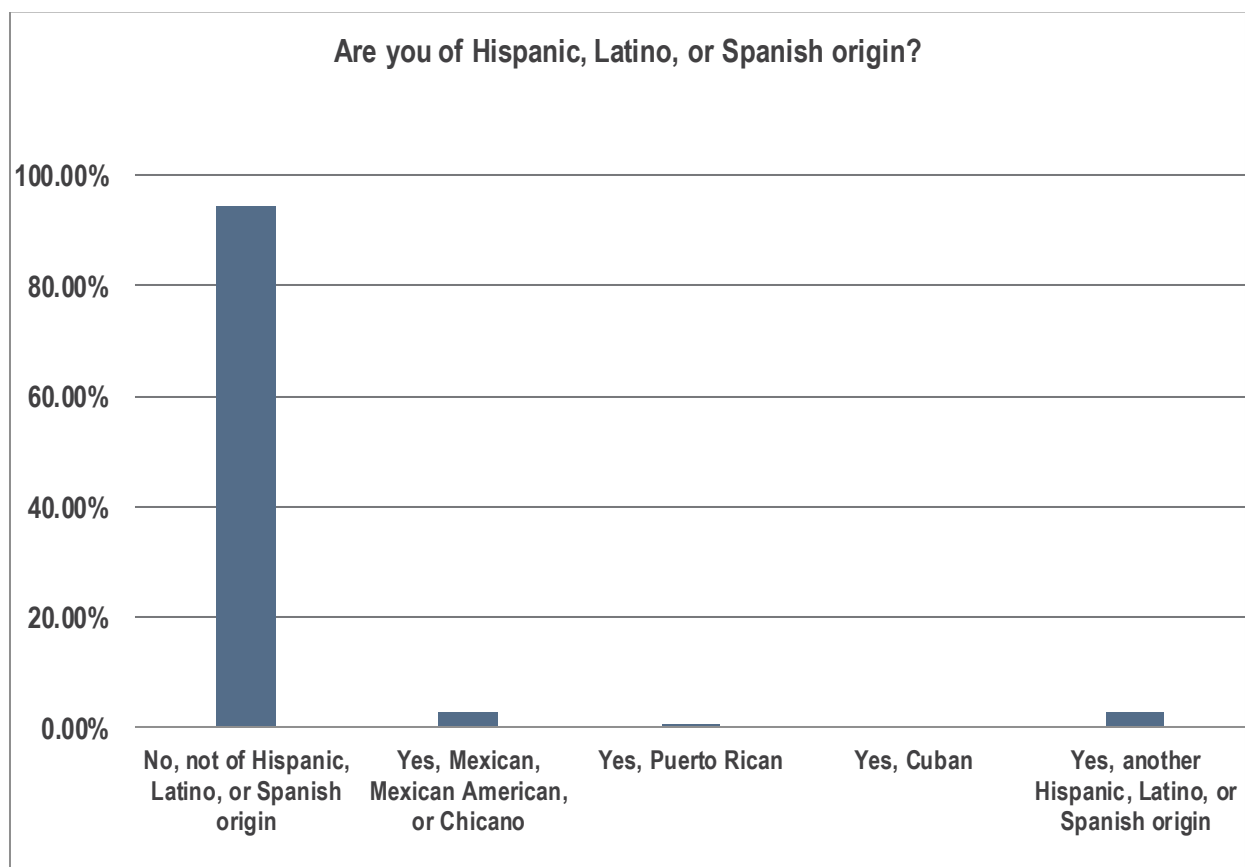
	Response	Percent
A full-time job (on campus)	210	28.34%
A full-time job (off campus)	150	20.24%
A part-time job (on campus)	343	46.29%
A part-time job (off campus)	137	18.49%
	840	



D12

Are you of Hispanic, Latino, or Spanish origin?

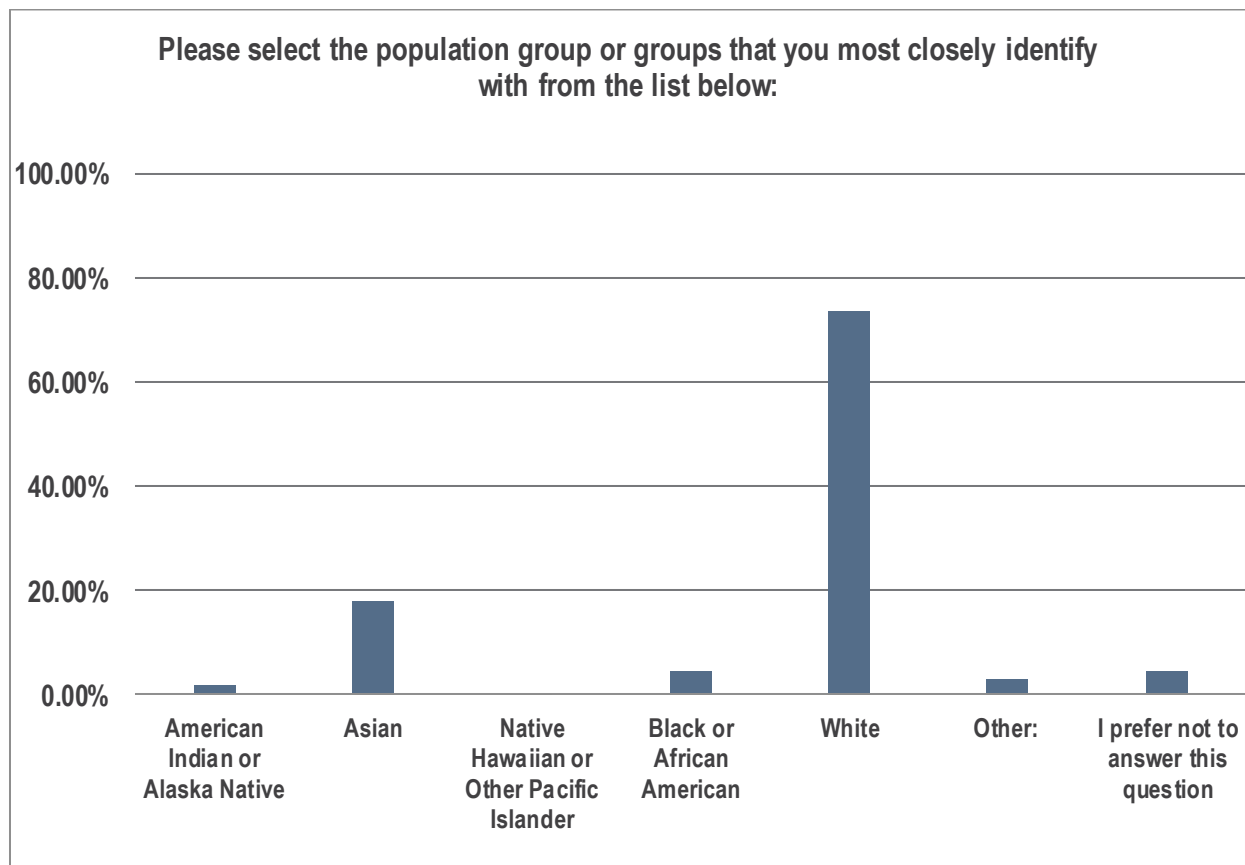
	Response	Percent
No, not of Hispanic, Latino, or Spanish origin	826	94.29%
Yes, Mexican, Mexican American, or Chicano	23	2.63%
Yes, Puerto Rican	4	0.46%
Yes, Cuban	0	0.00%
Yes, another Hispanic, Latino, or Spanish origin	23	2.63%
	876	100.00%



D13 [Multiple selections possible]

Please select the population group or groups that you most closely identify with from the list below:

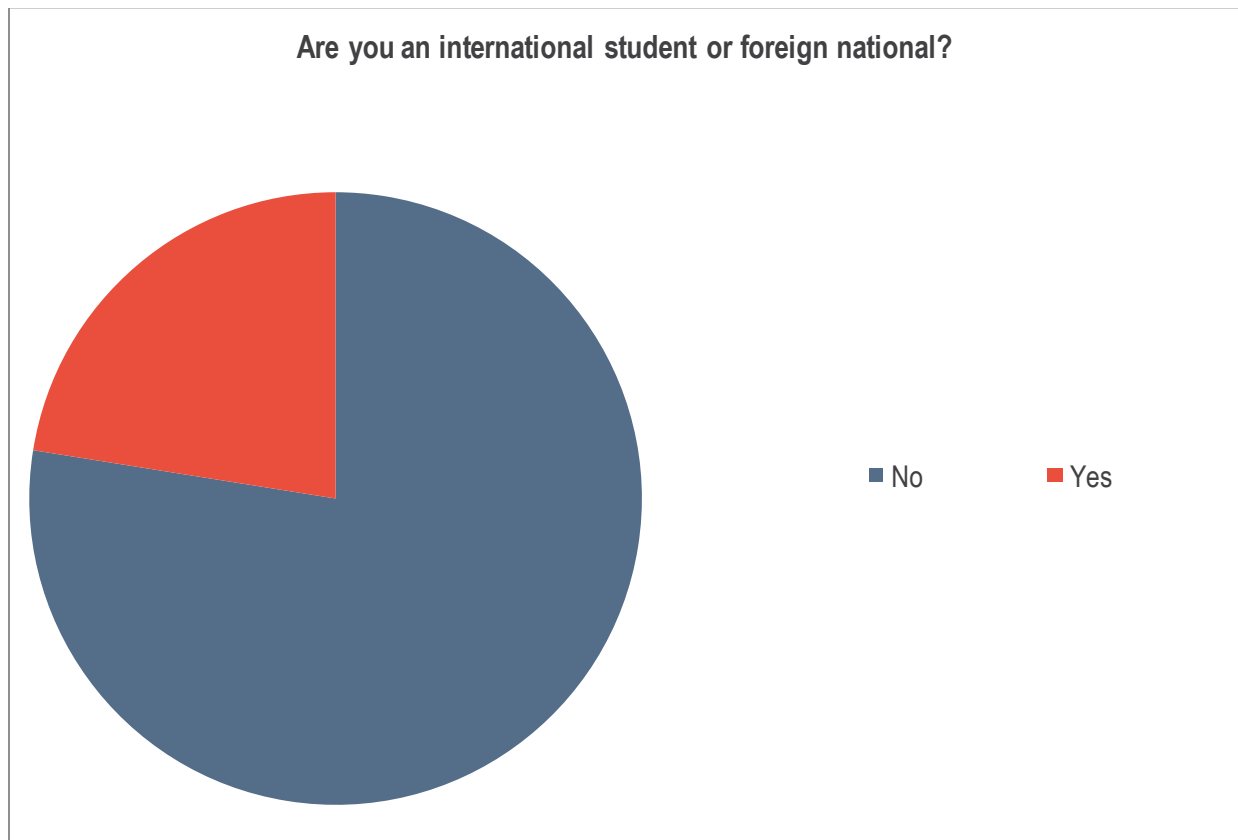
	Response	Percent
American Indian or Alaska Native	17	1.91%
Asian	158	17.75%
Native Hawaiian or Other Pacific Islander	3	0.34%
Black or African American	39	4.38%
White	654	73.48%
Other:	27	3.03%
I prefer not to answer this question	39	4.38%
	937	



D14

Are you an international student or foreign national?

	Response	Percent
No	700	77.52%
Yes	203	22.48%
	903	100.00%



D15

Are you currently serving on active duty or are you a veteran of the U.S. Armed Forces, National Guard, or Reserves?

	Response	Percent
No	874	97.00%
Yes	27	3.00%
	901	100.00%

